

TSX-V: **FUU** OTCQB: **FUUFF** FSE: **GL7**

F3 URANIUM CORP.

MARCH 2025 | INVESTOR PRESENTATION



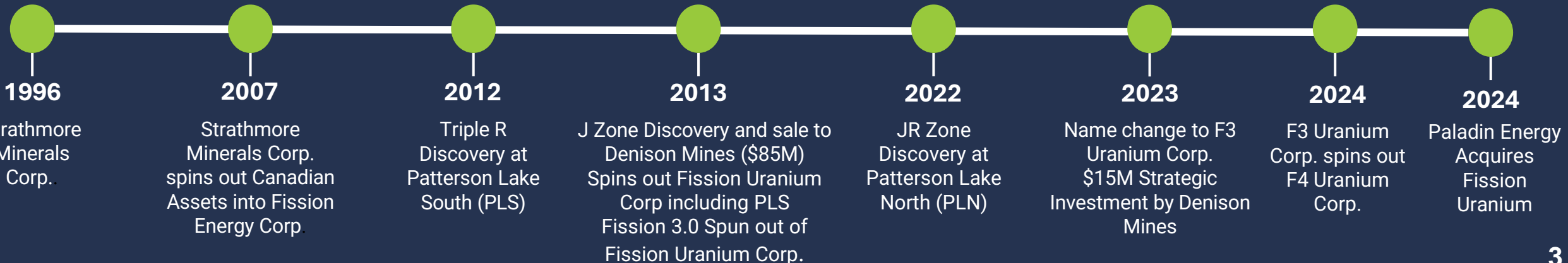
F3
URANIUM

DISCLAIMER



This presentation contains certain “forward-looking statements” within the meaning of applicable Canadian securities laws. Forward-looking statements can generally be identified by the use of forward-looking terminology such as “may”, “will”, “expect”, “intend”, “estimate”, “anticipate”, “believe”, “continue”, “plans”, “potential” or similar terminology. Forward-looking statements in this presentation include, but are not limited to, statements and information related to the potential and demand of nuclear power and uranium; the advantages of small modular reactors; the use of survey and technical information; the plans and objectives of F3 Uranium Corp. (the “Companies”) with respect to the exploration properties and the timing related thereto, including with respect to future drilling programs; and other statements regarding future plans, expectations, projections, objectives, estimates, guidance and forecasts, as well as statements as to management's expectations with respect to such matters. Forward-looking statements are not historical facts and are made as of the date of this presentation. These forward-looking statements involve numerous risks and uncertainties, and actual results may vary. Important factors that may cause actual results to vary include without limitation, risks related to the ability of the Company to accomplish its plans and objectives with respect to the exploration properties within the expected timing or at all, including the timing and receipt of certain approvals, changes in uranium prices, changes in interest and currency exchange rates, risks inherent in exploration estimates and results, timing and success, inaccurate geological and metallurgical assumptions (including with respect to the size, grade and recoverability of mineral reserves and resources), unanticipated operational difficulties (including failure of equipment or processes to operate in accordance with specifications, cost escalation, unavailability of materials, equipment and third party contractors, delays in the receipt of government approvals, industrial disturbances or other job action, and unanticipated events related to health, safety and environmental matters), political risk, social unrest, and changes in general economic conditions or conditions in the financial markets. In making the forward-looking statements in this presentation, the Company has applied several material assumptions, including without limitation, the assumptions that the Company will be able to accomplish its plans and objectives with respect to the exploration properties within the expected timing; market fundamentals will result in sustained uranium demand and prices; the receipt of any necessary approvals and consents in connection with the exploration and development of any properties; and the availability of financing on suitable terms for the planned activities, exploration and development of the exploration properties. The actual results or performance by the Company could differ materially from those expressed in, or implied by, any forward-looking statements relating to those matters. Accordingly, no assurances can be given that any of the events anticipated by the forward-looking statements will transpire or occur, or if any of them do so, what impact they will have on the results of operations or financial condition of the Company. Except as required by law, the Company is under no obligation, and expressly disclaim any obligation, to update, alter or otherwise revise any forward-looking statement, whether written or oral, that may be made from time to time, whether as a result of new information, future events or otherwise, except as may be required under applicable securities laws. The scientific and technical information in this presentation has been prepared in accordance with the Canadian regulatory requirements set out in National Instrument 43-101 – Standards of Disclosure for Mineral Projects (“NI 43-101”) and reviewed and approved on behalf of the Company by Raymond Ashley, P. Geo. President of Exploration for the Company. Mr. Ashley is a qualified person for the purposes of NI 43-101.

BUILDING SHAREHOLDER VALUE SINCE 1996



Award Winning Team with a Track Record of Uranium Discoveries

F3 has the team responsible for **3 major uranium discoveries** in the Athabasca Basin

J Zone at Waterbury 12,810,000 Lbs Indicated*

Triple R at PLS 114,900,000 Lbs Indicated and 15,400,00 Inferred**

JR Zone at Patterson Lake North



PROJECTION: COP28 - NUCLEAR TO TRIPLE BY 2050

The U.S. and more than 20 other countries pledged to triple nuclear power by 2050 to achieve net-zero carbon emissions and limit climate change. *COP28 '23



Demand for uranium is expected to rise by **127%** by 2030 and **200%** by 2040

Creating a **~240Mlbs.** deficit in 2040 that will continue to widen** as growth in annual demand of 180-190mlbs is expected to triple by 2050***.



439
IN OPERATION

64
UNDER CONSTRUCTION

88
PLANNED

344
PROPOSED

Builds at 25-year high

- More reactors operating now than in any other time in history
- Most Japanese reactors coming back online due to strong regulator support
- Middle East (home of Big Oil) aggressively securing nuclear energy supply

RISING DEMAND

Nuclear Power Demand **Continues to Increase**



Morgan Stanley's
Commodity Research
has named
URANIUM as the #1
investment for the
next 12 months.*




The Uranium industry is set for a
record term of contracting in 2022.
Ian Purdy, CEO of Paladin Energy
states "there is now an annual
deficit of 60 million lbs. per
annum out for the next decade".
Cameco says inflationary
breakeven of \$90/lb. is needed to
increase production.



U.S. Department of
Energy lays out a **rapid
nuclear build** out plan
more aggressive than
China's, adding 13GW
annually.**



Nuclear power capacity &
Uranium demand is greater than
ever, mainly due to nuclear's
'GREEN' energy source. Demand
is surging for clean energy. A
'Nuclear Renaissance' is now
underway.



URANIUM DRIVERS



Nuclear Reactors: Builds are at an all-time high.

Countries all over the world are realizing that nuclear is the optimum choice for clean, affordable base load energy. The world is moving to nuclear as the only alternative to produce, clean, affordable, base load energy. Geopolitical issues are having a negative impact on supply. The current uranium shortfall is forecast to be approximately 75-100M lbs.



EVs: The electrification of motor vehicles will require more energy.

As electric vehicles continue to grow in popularity more energy will be required to support the industry. Electric vehicle manufacturers such as Tesla continue to see strong earnings as they grow and expand.



AI: Amazon, Meta and Microsoft are all working on artificial intelligence.

According to Bloomberg, the number of data centers has nearly doubled in the last 10 years. These centres consume as much electricity as Italy. Microsoft has recently signed a deal to help restart 3-Mile Island nuclear power plant. The company has agreed to purchase the entire generating capacity from 3-Mile for the next 20 years. Amazon and Meta are also pursuing power facilities to help power their AI.



Small Modular Reactors (SMRs): Major catalyst for nuclear energy.

Amazon has signed three new agreements to support the development of nuclear projects including the construction of new SMR's. Rolls-Royce has been backed by a consortium of private investors & UK gov. (\$276 million) to develop SMR's

Speaking on the primary and secondary uranium supply dynamic, Grant Issac, Executive Vice-President & CFO of Cameco recently stated:

“I have never felt better.. It has, in fact, if you think about it, never been better at any point in the history of the commercial uranium market”

ATHABASCA BASIN

Highest Grade Uranium in the World



+60

13.2%

years of mining with the world's highest uranium grades.

Of the world's uranium.

JURISDICTION

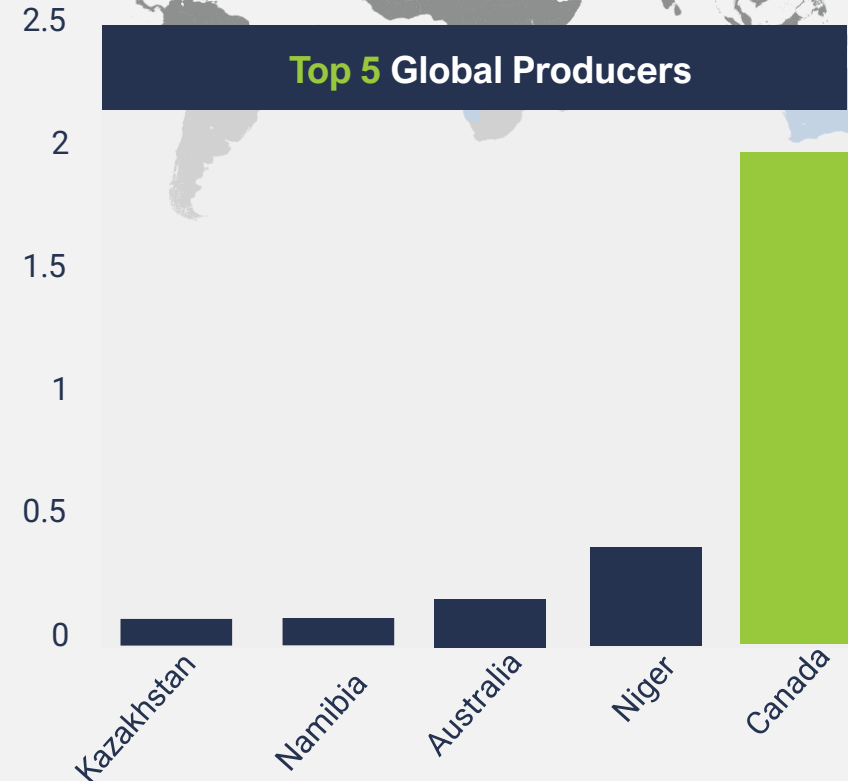
Saskatchewan was ranked as the **#3 jurisdiction in the world** for mining investment in 2023 by the Fraser Institute*.

GRADE

The grades are **10 to 20 times** global average in the Athabasca Basin.

% U₃O₈

Top 5 Global Producers



ANALYSIS: Key Signatures of High-Grade Athabasca Uranium

ATTRIBUTES OF ATHABASCA URANIUM DEPOSITS

- Graphitic Conductor
- Structural Corridor
- Clay Alteration / Bleaching
- Anomalous Radioactivity
- Uranium Geochemistry
- Pathfinder Elements
(Boron, Copper, Nickel, Lead)

A1 Shear Zone



B1 Shear Zone



F4 URANIUM SPIN OUT

Transaction Highlights:

- One Spin-Out F4 Share was received for every 10 F3 held at time of transaction
- F4 listing application with the TSX Venture Exchange in final stage

Unlock Value for F3 Shareholders

F4 will surface value in F3's extensive portfolio of Athabasca Basin uranium exploration assets which are currently overshadowed by the JR Zone discovery at the PLN Project and have correspondingly received minimal capital allocation.

Preserving PLN Focus

Financing the F4 Properties independently post Spin-out will ensure that F3 shareholders do not suffer dilution for non-PLN Project exploration activities.

Experienced Management

F4 will be led by the same award-winning management team responsible for 3 major uranium discoveries in the Athabasca Basin, with Raymond Ashley to be appointed as CEO.

Dev Randhawa, CEO of F3 and incoming Executive Chairman of F4, commented: *"Given that the PLN Project has now evolved from important discovery to an entire geological system across multiple shear zones, the board of F3 has determined that the project deserves a singular focus. At the same time, we believe our shareholders will be done a disservice by not pursuing additional discoveries within the rest of our extensive Athabasca Basin portfolio. F4 solves for this dilemma. Substantial synergies will exist between F3 and F4, including technical expertise and corporate costs that would otherwise be borne singularly by each company."*

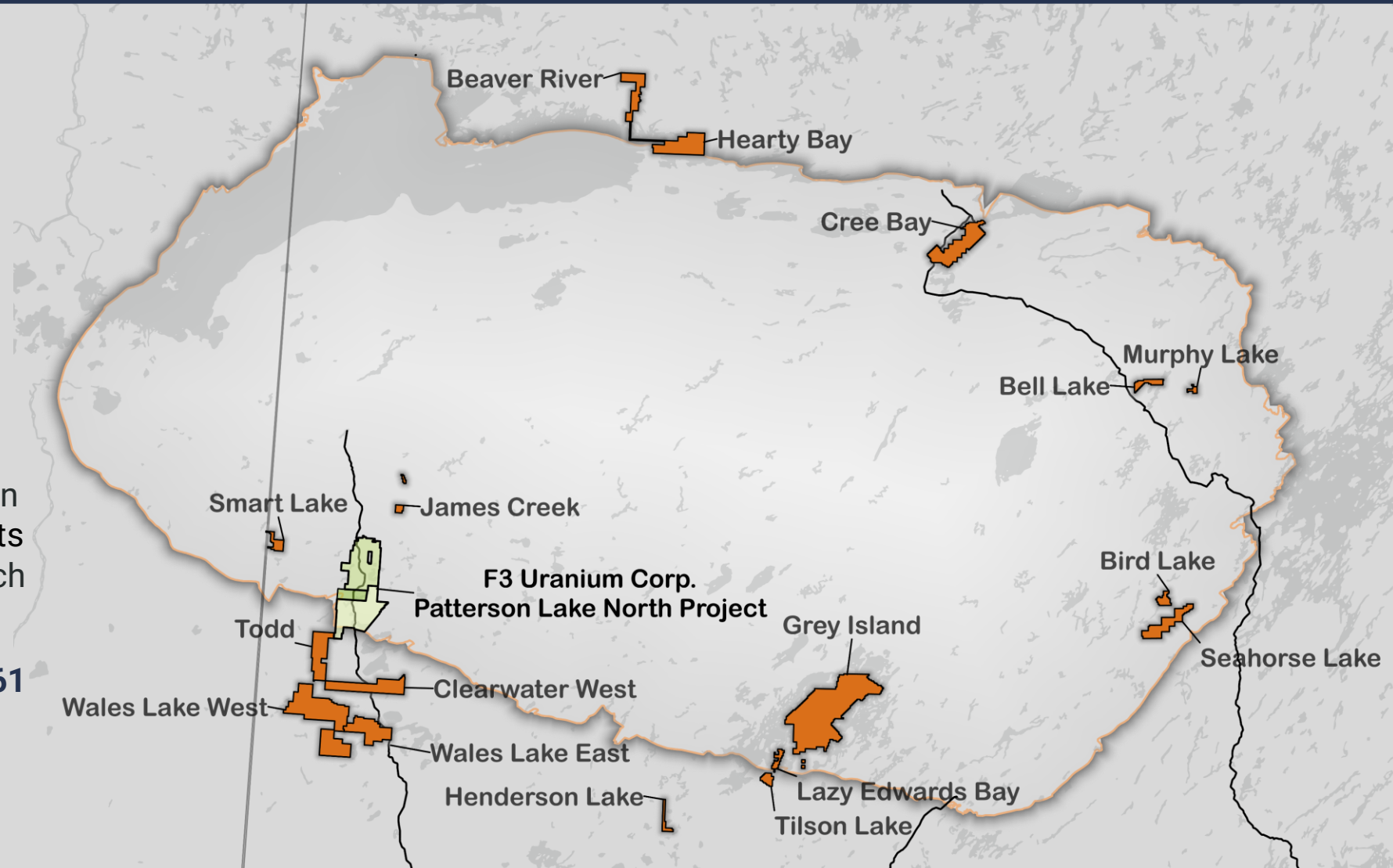
EXCEPTIONAL **ATHABASCA BASIN** PORTFOLIO:



Athabasca Basin Portfolio:

F4 will hold one of the largest, most prospective uranium exploration portfolios in the Eastern and Western Athabasca Basin totalling **17** projects and **168,850 hectares**, many of which are near uranium deposits.

F3 holds **3** properties totaling **42,961 hectares**.



F3 URANIUM + Denison Mines

\$15 Million Strategic Investment

Denison Mines announced a \$15 million investment with F3 in the form of a convertible debenture. The Debentures will carry a 9% coupon (the "Interest"), payable quarterly over a 5-year term and will be convertible at Denison's option into common shares of F3 at a conversion price of \$0.56 per share representing a 30% premium to F3's five-day volume weighted average share price on the TSX Venture Exchange as of October 5, 2023.

David Cates, President and CEO of Denison commented:

"F3's technical team has an incredible track record of exploration success including the discovery of the JR Zone on the Patterson Lake North ("PLN") property, which represents one of the top new uranium discoveries globally. We are pleased to be investing in F3, supporting the further assessment of the PLN property, and providing Denison shareholders with exposure to this exciting new discovery in the Athabasca Basin."

Dev Randhawa, CEO of F3 commented: *"We are pleased to welcome Denison as a strategic investor in F3. Denison is a uranium industry leader, possessing a diverse array of both early and advanced-stage assets in the Athabasca Basin, where F3 is currently advancing the PLN property. We highly value Denison's perspectives on uranium exploration and look forward to pursuing a productive relationship."*

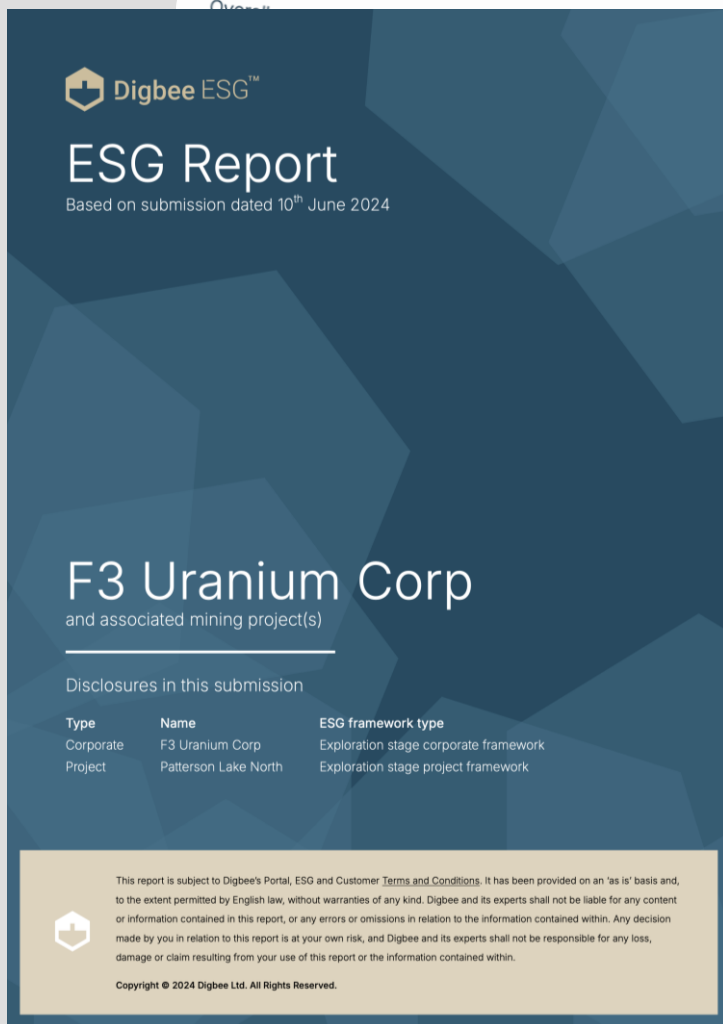
F3 Uranium Corp.

NOW ESG CERTIFIED



Digbee ESG™

F3 Uranium Corp. undertook and submitted a Digbee ESG disclosure on 10th June 2024. This comprised the completion of a set of comprehensive corporate and project questionnaires appropriate to the stage of our projects and mapped to Global Standards. These questionnaires required our provision of relevant data, narrative and supporting evidence. Our disclosure was board-approved prior to submission and assessed by independent mining ESG experts in order to produce an impartial rating.



Why we chose Digbee ESG

- Frameworks designed specifically for the mining sector.
- Endorsed by leading sector and financial stakeholders.
- Frameworks aligned to Global Standards and regularly updated.
- Disclosures are manually assessed and peer reviewed by an independent team of ESG experts.
- Considered by many to provide the most credible ESG ratings for the mining sector.



Some of the Global Standards Digbee aligns to

F3 ANALYST COVERAGE

**Red Cloud
Securities**

David Talbot
Managing Director,
Mining Analyst

**SCP
Resource
Finance**

Justin Chan
Mining Analyst

**Haywood
Securities
Inc.**

Marcus Gianni
Research Analyst,
Mining

**Cormark
Securities**

Nicolas Dion
Analyst Equity
Research, Mining

F3 URANIUM

PLN Project

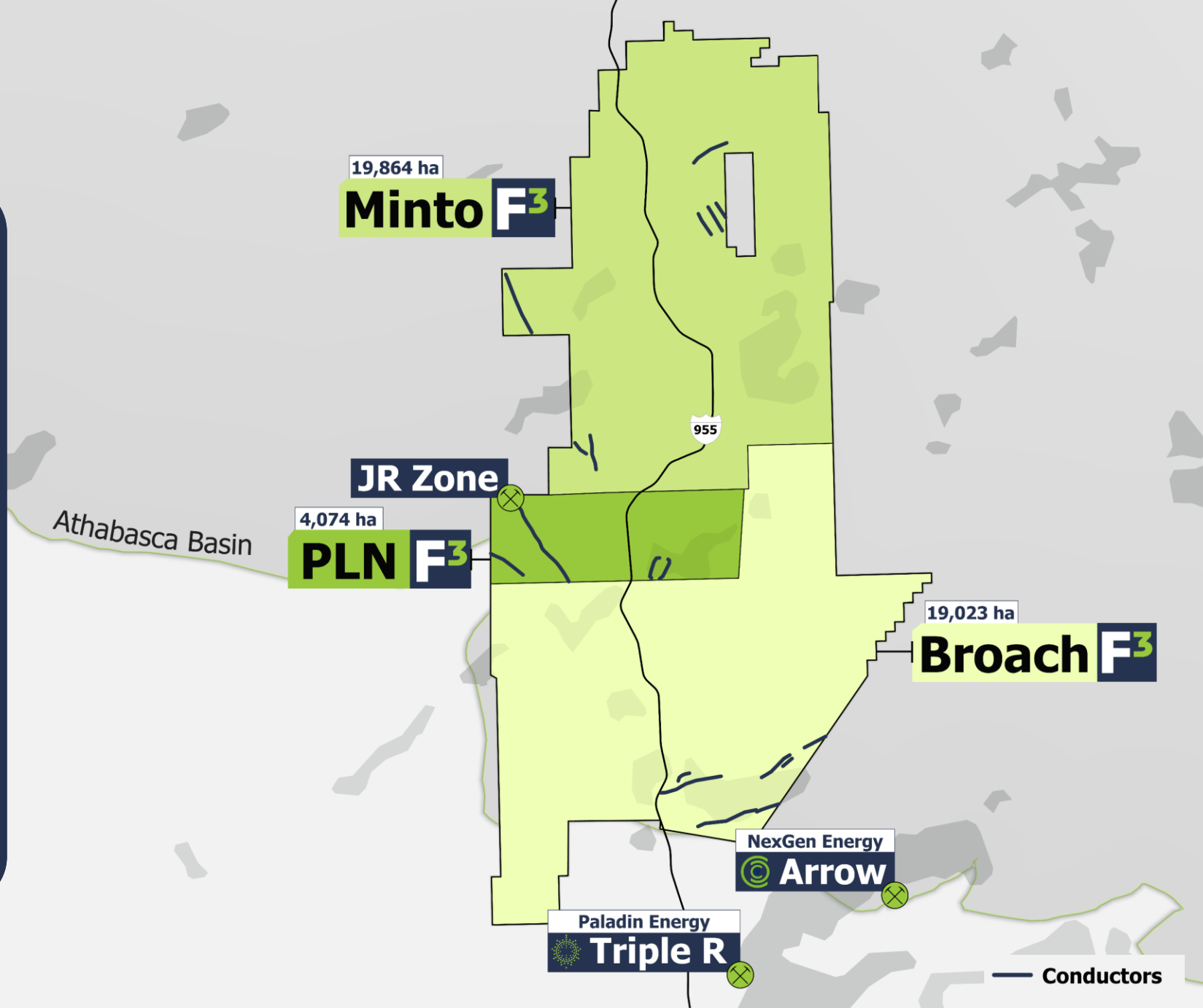
- PLN, Broach and Minto Properties
- Located in the Patterson Lake Area in the SW Athabasca Basin
- Proximity to multiple deposits including NexGen's Arrow and Fission Uranium's Triple R



PLN PROPERTY HIGHLIGHTS

Three properties totaling
42,661 ha (~35km x
15km)

Projects focused on JR Zone Infill
Drilling and Exploration for New
Zones of Mineralization on PLN,
Broach and Minto Properties



PLN DRILLING HIGHLIGHTS: JR ZONE

Dec 3, 2024:

Best High-Grade Intercept to Date:

PLN24-176 (4.5m of 50.1% U_3O_8 within 7.5m of 30.9% U_3O_8)

Jun 12, 2024:

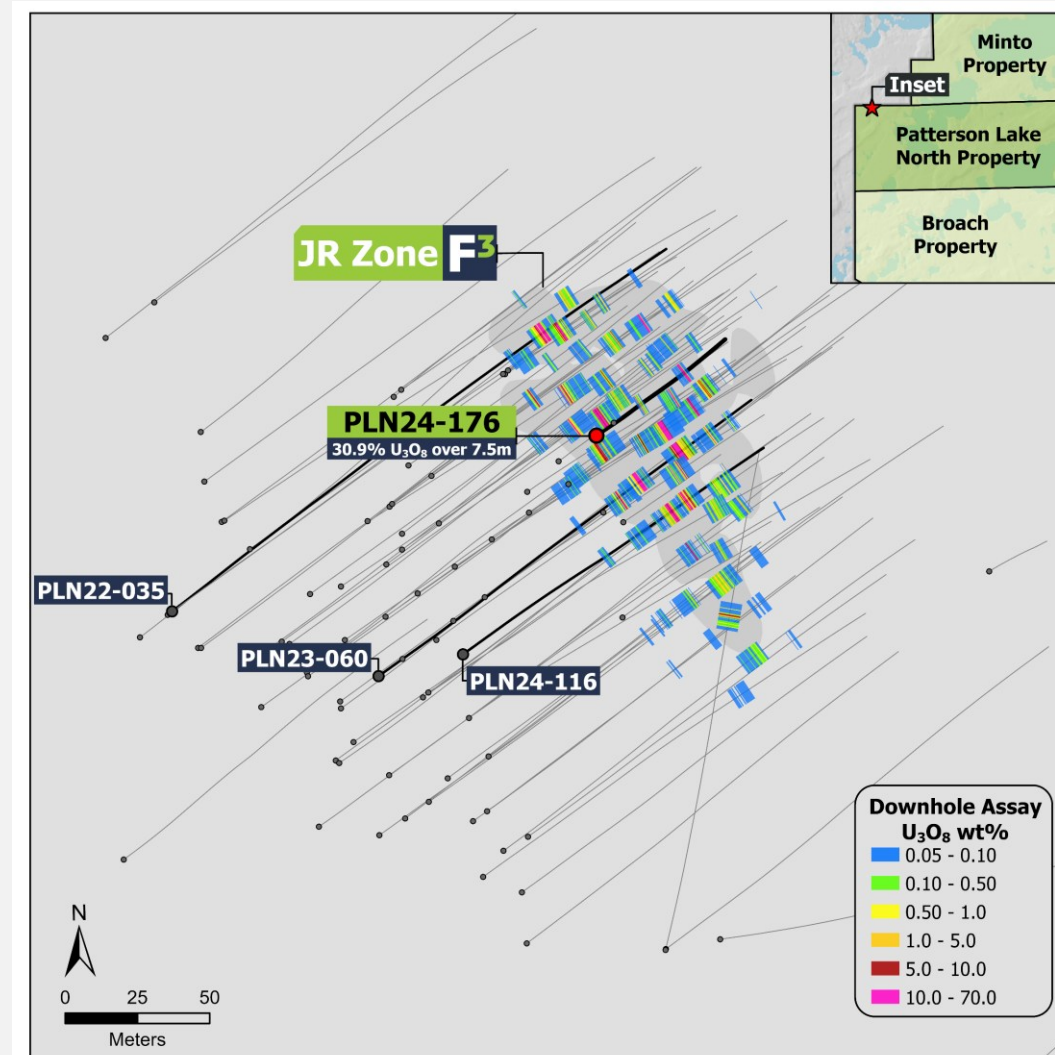
High Grade Intercept Hole PLN24-116 (12.0m @ 7.6% U_3O_8 including 2.0m @ 31.4%)

Mar 27, 2023:

High Grade Intercept Hole PLN23-060 (14.5m @ 9.4% U_3O_8 including 5.0m @ 26.7%)

Nov 21, 2022:

High Grade **Discovery Hole** PLN22-035 (15.0m @ 7% U_3O_8 including 5.5m @ 18.6%)



Hole PLN24-176 (line 035S) Drill Core

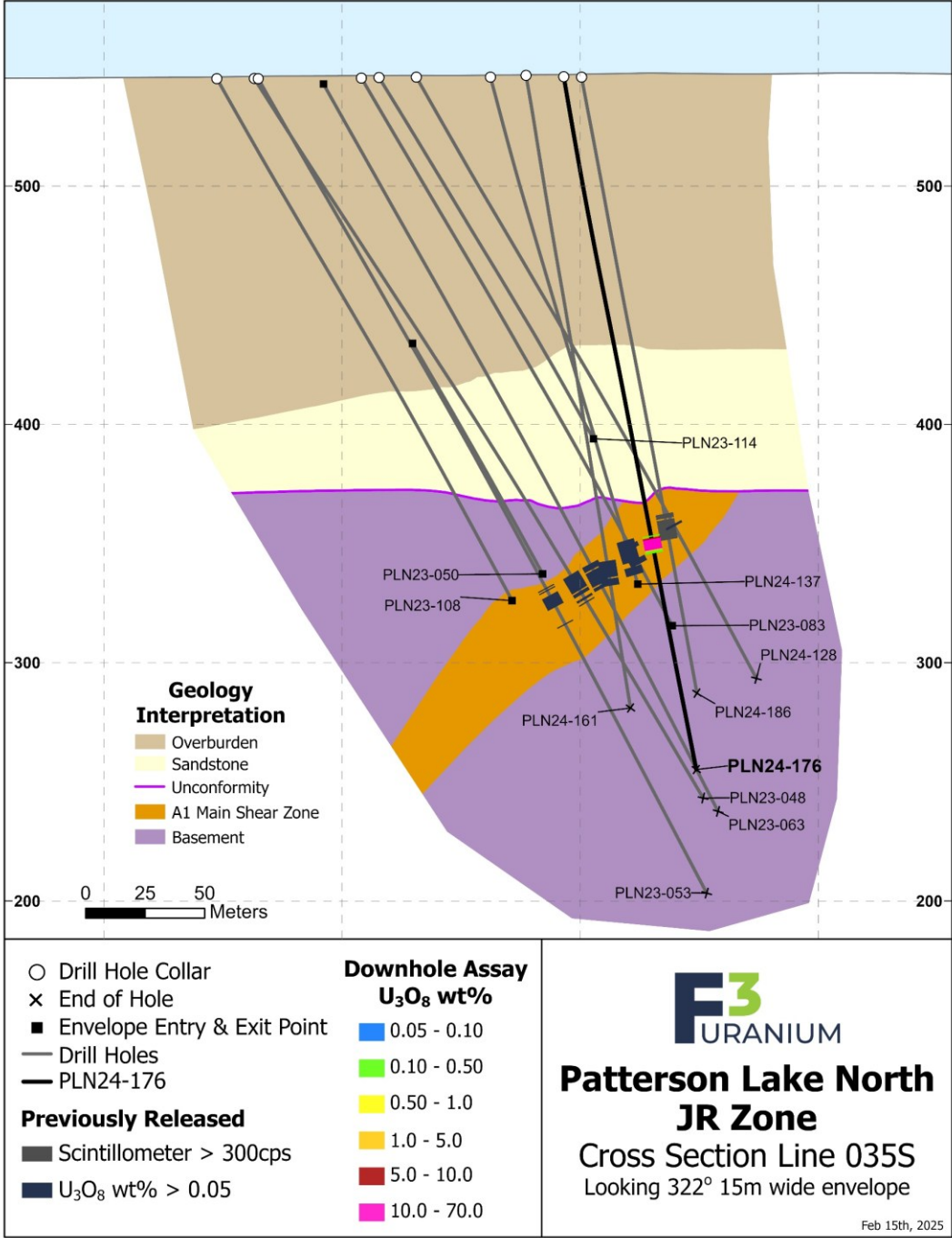
4.5m of 50.1% U_3O_8 within 7.5m of 30.9% U_3O_8 from 196.0-203.5m

PLN PROJECT

JR Zone:

Cross section of hole PLN24-176
Best High-Grade Intercept to Date
(4.5m of 50.1% U_3O_8 within 7.5m of 30.9% U_3O_8)

Section Line 035S



PLN DRILLING HIGHLIGHTS: B1 EXPLORATION

Aug 13, 2024:

Drill hole PLN24-168 extends B1 shear zone by **700m** and new geophysics inversion model defines an **80% increase** in the total implied strike length to **2.7 km**. (**9.0m @ 35ppm U** including **0.5m @ 99ppm U**)

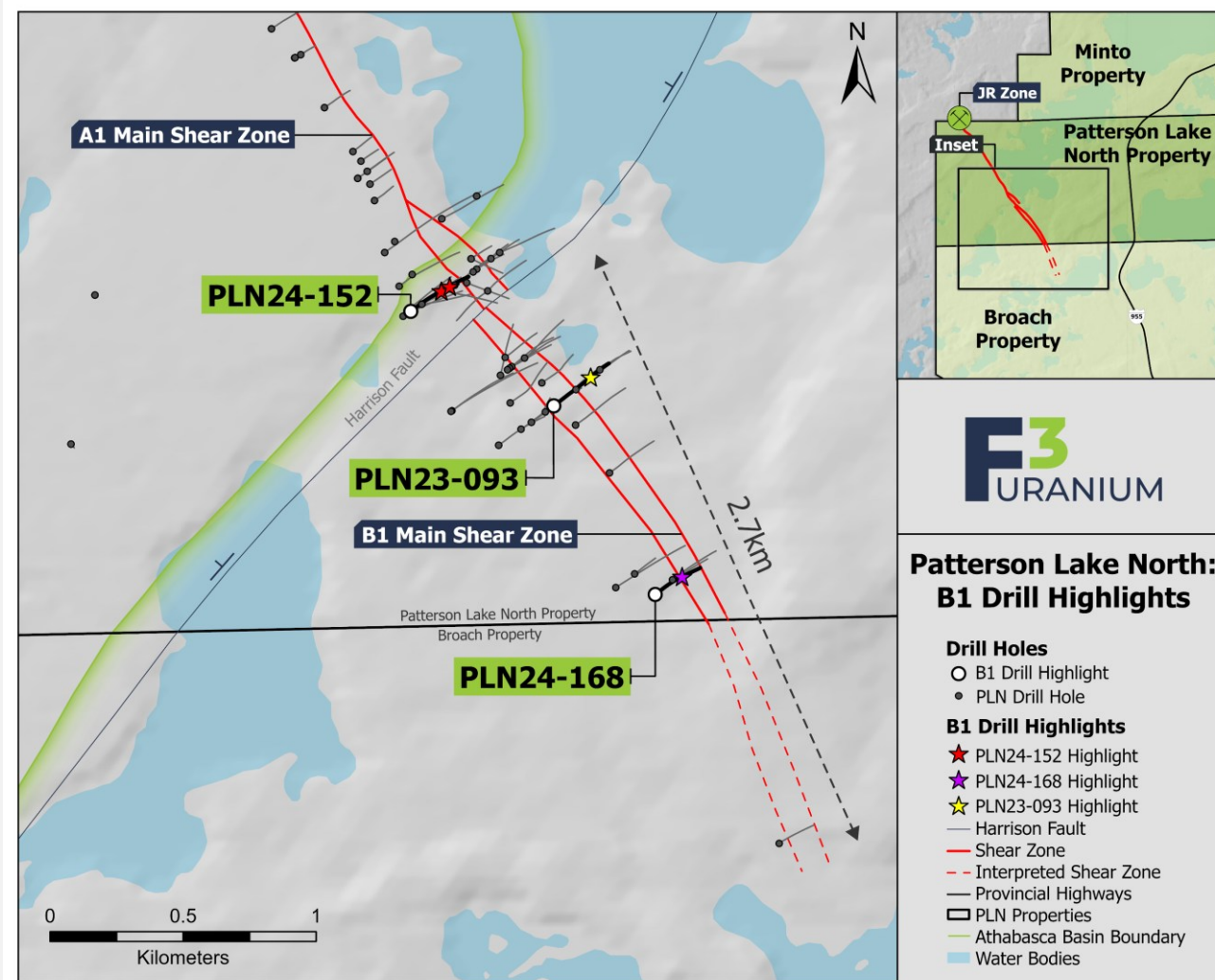
June 12, 2024:

B1 Exploration highlight: PLN24-152 (**2.0m @ 216ppm U** including **0.5m @ 409ppm U** and **7.0m @ 107ppm U** including **0.5m @ 412ppm U**)

Sam Hartmann, VP Exploration comments: "Drillhole PLN24-152 stands out with the strongest geochemistry signatures to date outside of the JR Zone and represents one of the highest priority exploration targets for follow up."

Nov 27, 2023:

B1 Exploration highlight: PLN23-093 with **intense sandstone and basement alteration** shows very high boron, a pathfinder element common to uranium deposits in the Athabasca Basin (**0.5m @ 10,800ppm boron** in lower sandstone.)



PLN PROJECT

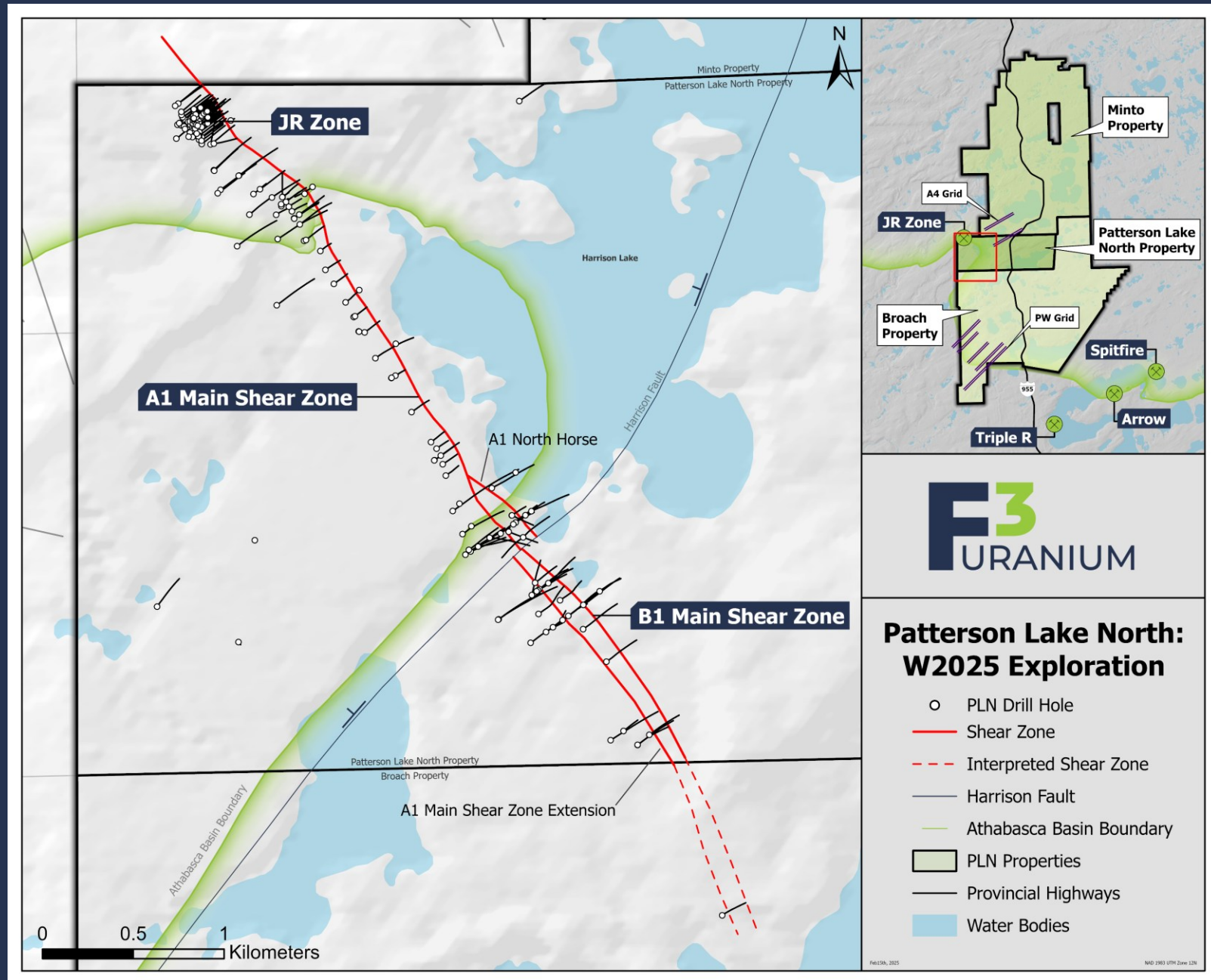
Winter 2025 Drilling Underway:

PLN Property:

Focusing on JR Zone infill and expansion and exploration for new zones along A1 / B1 Shear Zones.

Broach and Minto Properties:

Ground EM underway to refine targets for first drill tests of parallel trends.



PLN PROJECT: W2025 EXPLORATION

JR Zone Infill:

High-grade infill focused on grade continuity and expansion.

A1 & B1 Exploration:

Exploring for new zones along A1 / B1 Shear Zones.

PW Grid:

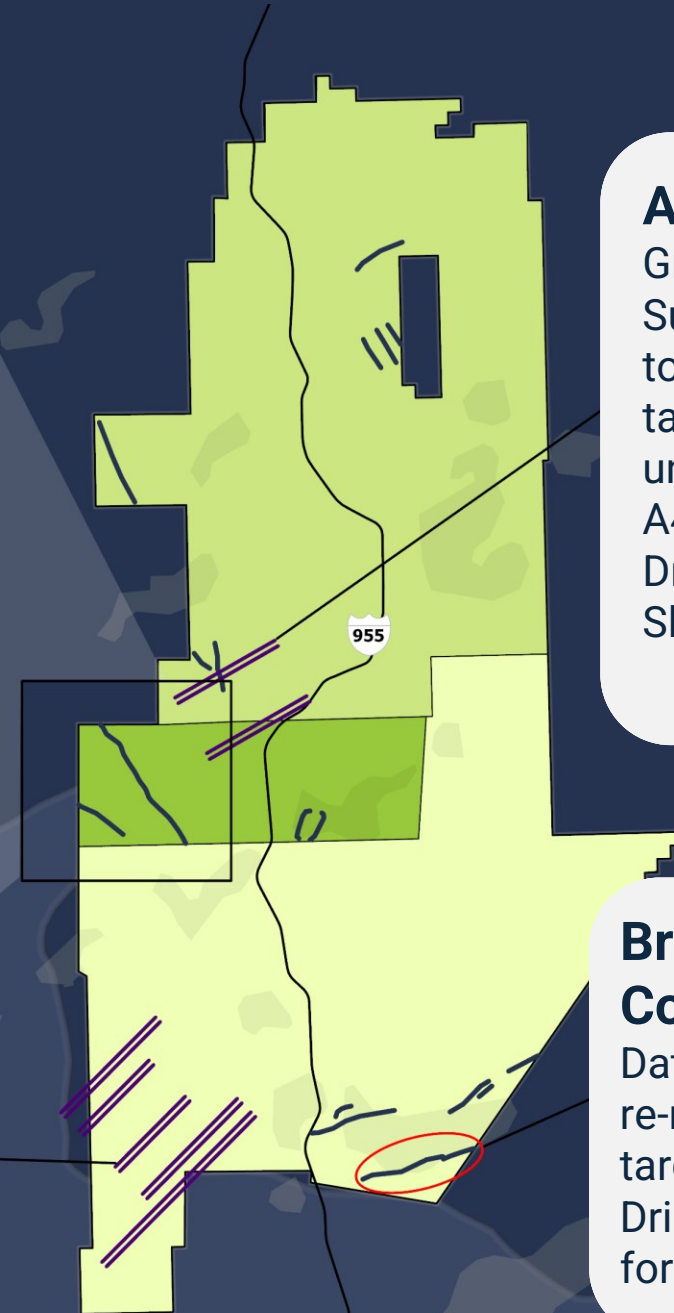
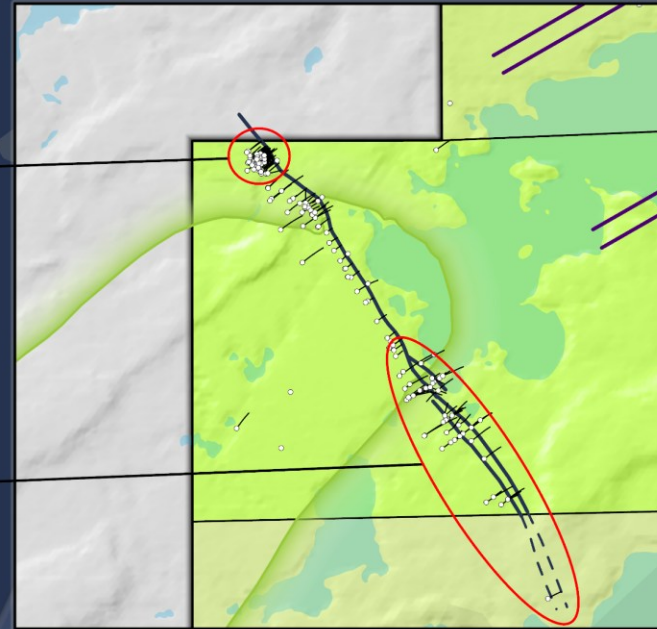
Ground EM Survey underway to generate targets on the under-explored PW trend.
Drill Testing Slated for W2025.

A4 Grid:

Ground EM Survey underway to generate targets on the under-explored A4 trend.
Drill Testing Slated for 2025.

Broach Lake Conductor:

Data evaluation and re-modeling. New targets generated.
Drill Testing Slated for 2025.



CORPORATE SUMMARY

FINANCIAL SUMMARY

As of February 15, 2025

Market Cap:	approx. C\$127million
Cash:	approx. C\$21.3million
Shares Outstanding:	518,754,765
Options & RSUs:	42,254,541 – 28,794,048
Warrants/Debenture	58,105,971 – 26,468,813
Fully Diluted:	674,378,138

EXECUTIVE MANAGEMENT & BOARD

Dev Randhawa, MBA – Chairman, CEO, Director

Raymond Ashley, P. Geo. – President & COO, Director

Ryan Cheung – CFO

John DeJoia P. Geol. – Director

Terrence Osier P. Geol. – Director

Rebecca Greco - Director

EXECUTIVE ADVISORY BOARD

Ron Netolitzky, P. Geol.

Michael Halvorson

F3 MANAGEMENT TEAM

Dev Randhawa,
CEO & Director



- Former CEO & Founder of Fission Energy and Fission Uranium.
- Former CEO & Founder of Strathmore Minerals.

Raymond Ashley, P. Geo
President & Director



- Raymond has worked in the mineral exploration industry for 40 years. He was a key member of the technical team that discovered Ekati, Canada's first commercial diamond mine, Fission Energy's J Zone uranium deposit at Waterbury Lake and Fission Uranium's Triple R Deposit at the PLS Project.
- Ray headed up the technical team that has made the new JR uranium discovery at F3's PLN Project.

Sam Hartmann, P. Geo
VP Exploration



- Sam is an established geologist with extensive experience with Athabasca uranium deposits. His experience ranges from exploration and discovery, resource drilling and definition to geotechnical work.
- Sam's previous experience was with Fission Uranium where he was on the technical team that made the Triple R discovery in 2012 and over last decade took the project from discovery to feasibility, lastly as Chief Geologist.

F3 TECHNICAL TEAM



Raymond Ashley, P. Geo
President & Director

Sam Hartmann, P. Geo
VP Exploration

Erik Sehn, P. Geo
Senior Project Manager

Bennett Mortimore, GIT
Project Manager

Reid Stanger, GIT
Lead Geotechnical Analyst



Kira Lamanque GIT. – Geotechnical Analyst
Emma Rutledge BSc. – Geotechnical Analyst
Marcus Savery BSc. – Geotechnical Analyst
Erika Pfannschmidt BSc. – Jr. Geotechnical Analyst

Kodi Bowman, BSc., EPT – Environment, Health & Safety Officer
Vic Mitchell – Geotechnical Consultant – GIS / Data Management
Steve Watson, BBA – Operations Manager & Budget Analyst
Todd Mayer – Lead Surveyor

TSX-V: **FUU** OTCQB: **OTCQB** FSE: **2F3A**

For further info, contact:

F3 Uranium Corp.

Phone: 778.484.8030
Toll Free: 1.844.484.8030
Email: ir@f3uranium.com

www.f3uranium.com



F3 Uranium Corp.

Saskatchewan Uranium Explorer

F3