



Management's Discussion & Analysis

F3 Uranium Corp.

For the Year Ended

June 30, 2023

F3 Uranium Corp.

(formerly Fission 3.0 Corp.)

Management's Discussion and Analysis

For the year ended June 30, 2023

(Expressed in Canadian dollars, unless otherwise noted)



Introduction

The following Management's Discussion and Analysis ("MD&A"), prepared as of October 30, 2023, should be read in conjunction with the consolidated financial statements and accompanying notes of F3 Uranium Corp. (formerly Fission 3.0 Corp.) (the "Company") for the audited year ended June 30, 2023.

The Company's consolidated financial statements have been prepared in accordance with International Financial Reporting Standards ("IFRS"), as issued by the International Accounting Standards Board ("IASB") as at June 30, 2023.

Additional information related to the Company is available for viewing on SEDAR at www.sedar.com. Further information including news releases and property maps are available on the Company's website at www.fission3corp.com, or by requesting further information from the Company's head office located at 750 – 1620 Dickson Ave., Kelowna, BC, Canada, V1Y 9Y2.

Forward looking statements

Statements in this report that are forward looking could involve known and unknown risks and uncertainties, which could cause actual results to vary considerably from these statements. Should one or more of these unknown risks and uncertainties, or those described under the headings "Cautionary notes regarding forward-looking statements" and "Risks and uncertainties" materialize, or should underlying assumptions prove incorrect, then actual results may vary materially from those described in forward-looking statements.

Scientific and technical disclosure

Scientific and technical information in this MD&A was reviewed and approved by Raymond Ashley, P. Geo., Vice President Exploration of the Company. Raymond Ashley is a "Qualified Person" as defined by Canadian National Instrument 43-101 *Standards of Disclosure for Mineral Projects* ("NI 43-101").

Description of business

The Company was incorporated on September 23, 2013 under the laws of the Canada Business Corporations Act in connection with a court approved plan of arrangement to reorganize Fission Uranium Corp. ("Fission Uranium") which was completed on December 6, 2013 (the "Fission Uranium Arrangement").

The Company is a junior resource issuer engaged in the acquisition, exploration, and development of uranium resource properties in Alberta, and in the Saskatchewan's Athabasca Basin. The Company's primary objective is to locate, evaluate and acquire properties with the potential to host high grade uranium. The preference is to evaluate early stage properties with the potential to host high grade uranium at shallow depths and to finance their exploration and potential development by way of equity financing, joint ventures, option agreements or other means. Therefore, the Company engages in early stage land acquisitions and is a "Project Generator".

The Company has approximately 231,954 ha of exploration properties with uranium potential in Saskatchewan and Alberta in Canada.

The Company's award-winning management and technical team have a track record of acquiring highly prospective uranium properties, and successfully exploring and developing them for potential sale. By embracing the Project Generator model, the Company, through property option and joint venture agreements and technical expertise as operator, has the ability to attract financial partners.

The Company's common shares are listed on the TSX Venture Exchange under the symbol "FUU", the OTCQB marketplace in the U.S. under the symbol "FISOF" and the Frankfurt Stock Exchange under the symbol "2F3".

F3 Uranium Corp.

(formerly Fission 3.0 Corp.)

Management's Discussion and Analysis

For the year ended June 30, 2023

(Expressed in Canadian dollars, unless otherwise noted)



Corporate goals

The Company's goals are to discover an economic uranium deposit through exploration and to develop it. In addition, the Company will use its award-winning technical team to continually identify, evaluate and stake mineral claims in the Athabasca Basin that are prospective for high-grade uranium for exploration at a later stage. The Company's properties are located primarily in and around Saskatchewan's Athabasca Basin, home of the richest uranium deposits in the world.

The Company's intent is to utilize specialized exploration surveys and interpretations that led to the successful discovery of Fission Uranium's shallow, high-grade uranium discovery at Patterson Lake South (PLS) to advance its properties. These include its innovative approach to ground EM and IP geophysical and radon surveys, underwater spectrometer analysis and radiometric airborne surveys; the same technology used to identify the high-grade boulder field at PLS.

Management continues to believe that long-term world-wide uranium demand and the corresponding nuclear power plant build-out will require new uranium supply to meet this expected new demand. As such, management is highly optimistic about the long-term prospects for the uranium market and the Company remains committed to advancing its exploration plans in the Athabasca Basin to emulate the success of its predecessor companies, Fission Uranium and Fission Energy Corp. In addition, the Company will continue to examine joint venture, property acquisition, and other strategic corporate opportunities to enhance shareholder value.

Summary of significant accomplishments and corporate developments for the year ended June 30, 2023

A 6,852 m drill program was completed at Murphy Lake which confirmed the presence of altered graphite and sulphide brittle faults with anomalous radioactivity highlighting the prospectivity of the property. Geochemical analyses of drill core are pending.

A new uranium discovery at the PLN Property, named the JR Zone, was made in the second drill hole of the fall program. PLN22-035 is a 730m step-out from a weakly mineralized drillhole, PLN14-019, drilled in 2014. Uranium assay results from the discovery hole PLN22-035 at PLN, returned one continuous 15.0 m interval averaging 6.97% U_3O_8 including a high-grade 5.5 m interval averaging 18.6% U_3O_8 and an ultra high-grade core assay of 59.2% over 1.0 m.

F3 Uranium Corp.

(formerly Fission 3.0 Corp.)

Management's Discussion and Analysis

For the year ended June 30, 2023

(Expressed in Canadian dollars, unless otherwise noted)



Exploration properties

A list of the Company's uranium exploration properties, their current project status and their carrying value as at June 30, 2023 is shown below:

Property	Location	Ownership	Claims	Hectares	Stage	Carrying value
<i>PLS Area</i>						
Clearwater West	Athabasca Basin Region, SK	100%	3	11,786	3	-
Patterson Lake North	Athabasca Basin Region, SK	100%	43	39,946	3	21,430,476
Wales Lake	Athabasca Basin Region, SK	100%	31	42,134	3	1,257,524
Smart Lake	Athabasca Basin Region, SK	100%	3	1,870	1	863
Todd	Athabasca Basin Region, SK	100%	4	9,704	1	157
<i>Total: PLS Area</i>			84	105,440		22,689,020
<i>Key Lake Area</i>						
Bird Lake	Athabasca Basin Region, SK	100%	1	1,803	2	268,600
Grey Island	Athabasca Basin Region, SK	100%	11	13,929	1	5,575
Hobo Lake	Athabasca Basin Region, SK	100%	37	14,854	3	948,730
Lazy Edward Bay	Athabasca Basin Region, SK	100%	11	1,828	3	32,713
Seahorse Lake	Athabasca Basin Region, SK	100%	3	7,519	2	185,546
<i>Total: Key Lake Area</i>			63	39,933		1,441,164
<i>Beaverlodge/Uranium City Area</i>						
Beaver River	Athabasca Basin Region, SK	100%	14	11,185	2	286,472
Hearty Bay	Athabasca Basin Region, SK	100%	7	11,173	3	345,656
Midas	Athabasca Basin Region, SK	100%	1	709	2	-
<i>Total: Beaverlodge/Uranium City Area</i>			22	23,067		632,128
<i>Northeast Athabasca Basin Area</i>						
Bell Lake	Athabasca Basin Region, SK	100%	1	2,225	1	-
Cree Bay	Athabasca Basin Region, SK	100%	16	14,080	3	1,049,158
Flowerdew Lake	Athabasca Basin Region, SK	100%	4	5,664	1	10,407
Murphy Lake	Athabasca Basin Region, SK	100%	8	609	3	3,940,229
<i>Total: Northeast Athabasca Basin Area</i>			29	22,578		4,999,794
Totals			198	191,018		29,762,106

Exploration Stage:

1. Prospecting
2. Line Cutting, Geophysical Exploration (including IP and EM surveys), Rock and Soil Sampling,
3. Drilling

Within the Athabasca Basin Region, the Company's properties are all located in areas that are prospective for near surface uranium mineralization in both basement and unconformity hosted models. The emphasis for land selection has been on identifying shallow hosted mineralization potential in conjunction with underlying structural and alteration features associated with appropriate lithologic units, with a focus on being near historic mining districts (such as Beaverlodge / Uranium City in north-western Athabasca Basin region and Key Lake area in the eastern Athabasca Basin region) or emerging major mining districts (such as the south-western Athabasca Basin region). As such, property locations tend to be proximal to the Athabasca Basin margins. Three geographic areas represent a key focus area and these include:

1. PLS Area: Includes 105,440 ha in five properties.
2. Key Lake Area: Includes 39,933 ha in five properties.
3. Beaverlodge/Uranium City Area: Includes 23,067 ha in three properties.

There are four other highly prospective properties within the Athabasca Basin Region in Saskatchewan which fall outside these three geographical areas, all situated in geologically attractive settings that indicate the potential to host uranium mineralization.

F3 Uranium Corp.

(formerly Fission 3.0 Corp.)

Management's Discussion and Analysis

For the year ended June 30, 2023

(Expressed in Canadian dollars, unless otherwise noted)



Exploration properties (continued)

PLS Area, Canada

The PLS area has been the focus of two of the most significant, recently discovered deposits in the Athabasca Basin; Fission Uranium's Triple R and NexGen Energy's Arrow deposits, and more recently the JR Zone on the Company's PLN Property. The area is considered an important, major emerging uranium mining district of the Athabasca Basin. The PLS Area portfolio consists of 81 claims and 105,440 ha on five properties. The PLN property is considered the most advanced and is located immediately to the north of Fission Uranium's Triple R deposit.

Recent developments on the PLS Area properties include:

Clearwater West Property

The Clearwater West property (CWW) encompasses 3 contiguous claims covering 11,786 ha. The uranium mineralization model that is envisioned for the CWW property is analogous to the structurally controlled Athabasca Basin unconformity deposits. These deposits are generally associated with hydrothermally altered, structurally controlled metasedimentary lithology, which appears as magnetic lows on geophysical surveys.

Between 2013 and 2015 various airborne and ground geophysics programs were conducted to investigate and evaluate the subsurface properties. The goal was to assist in assessing exploration potential and identifying drill targets. In 2013, a high-resolution magnetic and radiometric airborne survey was completed over the entire property. In 2014, an airborne VTEM magnetic and electromagnetic (EM) geophysical survey identified several EM conductors on the property's east side. These may represent on-strike continuation of the EM conductors seen on the PLS property immediately to the north. In 2015, a DC resistivity and EM ground geophysical survey prioritized drill locations over eight separate EM conductors.

In 2015, a three-hole drill program spanning 534 m was completed. Drilling intersected wide intervals of hydrothermal alteration and structural features and locally narrow anomalous radioactivity, with a peak of 2,333 cps over 0.1 m (measure from a down-hole gamma probe).

Patterson Lake North Property

The PLN property consists of 43 claims covering 39,946 ha and is located immediately adjacent and to the north of Fission Uranium's PLS high-grade Triple R uranium deposit.

A summary of exploration activity on the PLN property is as follows:

In 2013, a VTEM MAX survey was conducted over the northern portion of the Patterson Lake North Property. This survey revealed a strong 'late time' EM conductor with significant offsets, indicating cross structure. This sinuous feature, known as the 'N' conductor, is believed to extend onto the Patterson Lake North Property in two locations. Ground follow up geophysical surveys indicated a wide complex conductor system that may consist of individual conductors that are not yet uniquely resolved.

Before the winter 2019 season, the last drilling on the property was conducted in 2014. A total of 10 holes were completed in 4,118 m of drilling. The most significant result came from drill hole PLN14-019, which tested the A1 EM conductor. This hole encountered anomalous radioactivity confirmed with geochemical analysis and assayed 0.047% U₃O₈ over 0.5 m. These results increased the potential of the A1 conductor to host high-grade uranium mineralization.

F3 Uranium Corp.

(formerly Fission 3.0 Corp.)

Management's Discussion and Analysis

For the year ended June 30, 2023

(Expressed in Canadian dollars, unless otherwise noted)



Exploration properties (continued)

PLS Area, Canada (continued)

Patterson Lake North Property (continued)

In February 2019, the Company completed a winter drill program. The program drilled a total of 2,051 m in six completed holes and two holes that were abandoned due to poor ground conditions. The drilling focused on the north-south trending A1 basement hosted EM conductor. Previous drilling in 2014, including hole PLN14-019 (6.0 m @ 0.012% U₃O₈), indicated the conductive corridor to be prospective for mineralization. All six holes encountered strong hydrothermal alteration over variable widths and several narrow radiometric anomalies, including a downhole radiometric peak of 1,382 cps (PLN19-026), often a key signature of mineralized systems. The A1 conductive corridor remains prospective to the south, and PLN hosts multiple drill targets that remain untested on the property and will be the subject of future exploration.

In December 2021, the company commenced ground geophysics at Broach Lake to refine the targets for the winter 2022 drilling. The work consisted of 16 line-km of DC Resistivity and 12.9 line-km of Time Domain electromagnetic (TDEM) surveying. The Broach Lake conductors are in the southeast region of the property and are situated 9 km to the north, adjacent and parallel to EM conductors of the Patterson Lake Structural Corridor, host to Fission Uranium's Triple R deposit and NexGen's Arrow Deposit.

From January to June 2022, DC Resistivity and TDEM surveying were also carried out on the G4 grid, an area on the west side of the PLN Property where the southeast trending A1 conductor had been previously identified through geophysical surveying and limited drilling. The 13.95 line-km of DC Resistivity and 4.9 line-km of Small Moving Loop TDEM were designed to extend coverage of the A1 conductor to the west boundary of the Property.

Mobilization for the winter drilling program commenced on January 10, 2022. The six-hole winter 2022 drill program was designed to assess two previously untested target areas: five holes on the Broach Lake conductors and one hole on the N Conductors in the northern part of the property. A total of 3,908 m were drilled in six completed holes and two abandoned holes. Hole PLN22-031 completed at Broach Lake intersected anomalous radioactivity, measured with a handheld RS-125 scintillometer, and a peak of 2,382 cps with the down-hole gamma survey. The anomalous results are associated with a narrow brecciated fault zone. A 30 m wide graphitic mylonitic fault zone was encountered a further 150 m down-hole. The first two holes at Broach Lake (PLN22-028 and 030B) encountered visible dravite, often found in association with uranium mineralization.

Drill hole PLN22-029, an exploration hole, tested the deep N Conductor complex 22 km north of Broach Lake in the northern part of the property. The unconformity was intersected at a depth of 675.9 m and the drill hole intersected multiple structures in the basement gneisses within a 91 m core interval that were strongly graphitic, in very broken sections of core displaying cataclastic and mylonitic textures indicative of both ductile shearing and brittle faulting. Anomalous radioactivity of 300 cps measured with a handheld RS-125 scintillometer was encountered in the drill hole a depth of 783.3 m.

The fall drilling program began on November 10, 2022. One sonic and two diamond drills commenced on the previously undrilled 800 m northwest strike extension of the A1 conductor, which is approximately three-kilometers-long. The second drill hole of the fall program led to a new uranium discovery, named the JR Zone.

PLN22-035, a drill hole located 730 m away from a weakly mineralized drillhole (PLN14-019) drilled in 2014, targeted the ground Time Domain Electromagnetic (TDEM) A1 conductor. The first follow-up drill hole to this new high-grade discovery, PLN22-038, intersected 3.48 m of total composite mineralization with greater than 10,000 cps. This included 2.5 m of total off-scale radioactivity (>65,535 cps), which occurred as pitchblende patches. Furthermore, two out of three follow-up holes intersected significant radioactivity. PLN22-040 was along strike from the discovery hole, and PLN22-041 was up-dip from PLN22-038.

F3 Uranium Corp.

(formerly Fission 3.0 Corp.)

Management's Discussion and Analysis

For the year ended June 30, 2023

(Expressed in Canadian dollars, unless otherwise noted)



Exploration properties (continued)

PLS Area, Canada (continued)

Patterson Lake North Property (continued)

Uranium assay results from the discovery hole PLN22-035 at PLN returned one continuous 15.0 m interval averaging 6.97% U₃O₈. This includes a high-grade 5.5 m interval averaging 18.6% U₃O₈ and an ultra high-grade core assay of 59.2% over 1.0 m.

A winter program of step-out drilling started on January 3, 2023. The program used a sonic drill to case holes through overburden and a diamond drill to complete the holes through bedrock. The aim was to test for continuation of mineralization along the JR Zone (A1 Shear) along strike, and up and down dip. The program completed twenty-one holes, with an additional three holes cased through the overburden in preparation for an anticipated summer 2023 drill schedule.

Highlights included DDH PLN23-060, which was collared on line 060S and intersected the strongest radioactivity to date with 5.00 m of 26.7% U₃O₈ between 243.0m and 248.0 m. This includes 3.5 m of 37.1% U₃O₈ and 1.0 m of 57.6% U₃O₈. Holes PLN23-061 and PLN23-062 were cored 75 m and 90 m respectively to the south of the JR Zone discovery hole, with PLN23-061 returning assays of 4.6% U₃O₈ over a 12.5 m interval including a high-grade 5.0 m interval averaging 10.9% U₃O₈, which further included a 3.0 m interval grading 16.1% U₃O₈. PLN23-062 intersected a high-grade core of 15.0% U₃O₈ over a core length of 1.0 m.

This drilling program, spanning 7,575 m expanded the known length of the JR Zone to 105 m.

Smart Lake Property

The Smart Lake Property consists of 3 claims covering 1,870 ha. It is approximately 25 km northwest of, and roughly on trend with, the recently discovered PLN JR Uranium Zone. There is no recorded historic groundwork within the property claims, but nearby historic drilling indicates a bedrock unconformity depth in the range of 250 m.

Wales Lake Property

The Wales Lake Property consists of 31 claims in a single geographic block totaling 42,134 ha. It is located outside the margin of the southwest Athabasca Basin. The Wales Lake claims are situated approximately 25 km to the south and west of Fission Uranium's flagship Triple R uranium deposit and occupies the same stratigraphic position within the Clearwater Domain. The Wales Lake project represents relatively shallow depth target areas outside of the margin of the Athabasca Basin.

In summer 2017, the Company contracted Geotech Ltd. to use their helicopter-borne VTEM system to survey a total of 1,546 line-km at 200 m line-spacing over the Wales Lake claims within Blocks A & C.

A ground geophysical small moving loop electromagnetic survey was conducted by Discovery Geophysics Inc., in November 2018 within the Block C area. Nine grid lines were surveyed for a total of 21.5 km. Survey lines targeted prospective anomalies interpreted from the 2017 airborne VTEM survey. As a result of analysis of both surveys, a claim of 5,547 ha was staked in December 2018 to capture prospective ground on the southwest corner of Block C.

In December 2018, follow-up drilling within Block C targeted anomalies, as interpreted from the ground electromagnetic survey. The drilling resulted in two completed holes, totaling 586 m. The intersected lithologies were gneissic, with intervals of moderate to strong hematite and chlorite alteration. Hole WL18-002 encountered a 0.5 m interval of anomalous radioactivity, associated with a pegmatite vein.

In June 2019, a small moving loop TEM survey was conducted over a distance of 3.2 km on a single line in the northwest claim block (Block A). The purpose was to better delineate VTEM conductors.

F3 Uranium Corp.

(formerly Fission 3.0 Corp.)

Management's Discussion and Analysis

For the year ended June 30, 2023

(Expressed in Canadian dollars, unless otherwise noted)



Exploration properties (continued)

Subsequently, in July and August 2019, a VTEM survey was flown over two distinct claim blocks, B and C, covering a total area of 1,096 km.

PLS Area, Canada (continued)

Wales Lake Property (continued)

The survey successfully identified several conductive packages. Ground follow-up is necessary for complex conductors and P-type responses to establish drill targets.

Todd Property

The Todd Property encompasses 4 claims covering 9,704 ha. Its eastern boundary aligns with the Fission Uranium Corp.'s PLS Property, which hosts the Triple R uranium deposit. Like the PLS Property, the Todd Property lies outside the Athabasca Basin's sediment cover. Most of the Property overlies granites of the Clearwater Domain and high metamorphic grade orthogneisses of the Lloyd Domain.

Historically, minimal exploration work was conducted until 2013. During this year, Dale Resources Corp. (DRC) and Aldrin Resources Corp. (ARC) flew a high-resolution magnetic and electromagnetic (VTEM) airborne survey. This was done in tandem with an airborne spectrometer survey. Five areas within the Todd Property boundaries were selected for ground follow-up due to their anomalous uranium (ppm) values. It remains unclear whether any subsequent groundwork was carried out.

In 2016, DRC/ARC flew an airborne audio frequency electromagnetic (AFMAG ZTEM) over the south half of the Property. The interpretation of this survey revealed two zones indicating deep basement conductors extending into the sedimentary sections. Both zones are flanked by basement uplift and structure, as inferred from airborne magnetics.

Key Lake Area, Canada

The Key Lake area, a significant historic mining district once hosted the Key Lake mine, co-owned by Cameco Corp. and Orano Canada Inc. This mine produced 208 million pounds of uranium from 1975 to 1997. The Key Lake mill, one of the world's largest, processed ore from the McArthur River uranium deposit. However, due to low uranium prices, Cameco announced an indefinite suspension of mining of McArthur River in 2018. The area is considered highly prospective for discovering new uranium occurrences.

The Company's Key Lake Area portfolio includes five properties: Bird Lake, Grey Island, Hobo Lake, Lazy Edward Bay, and Seahorse Lake. These properties total 63 claims and 39,933 ha. They are located within and near the Key Lake Shear Zone, a broad northeast-southwest trending metasedimentary corridor characterized by a magnetic low in geophysical surveys. Numerous basement EM conductors are present within this corridor.

These EM conductors in metasedimentary corridors represent the classic setting for structurally controlled Athabasca-style high-grade uranium deposits. The Company believes its Key Lake area properties could host near-surface high-grade uranium mineralization like the nearby historic Key Lake deposits. All properties have undergone significant historic exploration, identifying various geophysical and geochemical anomalies and enhancing their overall merits.

Recent developments on the Key Lake Area properties include:

Bird Lake Property

Acquired by staking in February 2020, the Bird Lake Property comprises 1 mineral claim with an area of 1,803 ha. It is located 13 km northeast of the McArthur River Uranium Mine. The property overlies

F3 Uranium Corp.

(formerly Fission 3.0 Corp.)

Management's Discussion and Analysis

For the year ended June 30, 2023

(Expressed in Canadian dollars, unless otherwise noted)



Exploration properties (continued)

Key Lake Area, Canada (continued)

Bird Lake Property (continued)

a northeast trending regional magnetic low within favourable Wollaston domain lithologies and is associated with the prospective Bird Lake fault system, a large scale thrust fault with offset of up to 50 m and overlain by approximately 150 m of Athabasca sediments.

In April and May 2022, geophysical surveys were carried out with 11.53 line-km of DC Resistivity data collection and 10.50 line-km of Small Moving Loop Time Domain Electromagnetics data collection. The interpreted responses were weak and no definitive drill targets could be established. However, potential remains for following up historic (pre-Fission) drilling that targeted a possible extension of the Bird Lake fault onto the property from the east.

Grey Island Property

The Grey Island Property, acquired in October 2021, comprises 11 claims spanning an area of 13,929 ha. The property is situated 35 km east of a major basement structural feature, the Cable Bay Shear Zone (CBSZ). Prominent structural splays from the CBSZ intersect with a favourable northeast trending structure/conductor within the Grey Island property. A historic drill-hole on this feature revealed strong bleaching and alteration in the sandstone and anomalous uranium (2.16 ppm) above the unconformity. The basement rocks exhibited pyritic and highly graphitic mineralization.

Hobo Lake Property

The Hobo Lake Property comprises 37 mineral claims covering an area of 14,854 ha. Located approximately 25 km south of the southeast Athabasca Basin's margin, Hobo Lake is the southernmost property in the Key Lake area. It spans approximately 30 km of the Wollaston-Mudjatik Transition Zone (WMTZ), which host the most significant major deposits of the eastern Athabasca Basin. The Key Lake Road, Provincial Highway 914, runs along the property's eastern boundary and continues to the Key Lake uranium mill. The Key Lake Shear Zone, proximal to the Hobo Lake property, hosts several uranium occurrences.

Previous exploration included a VTEM airborne survey to map out magnetic and conductive features and a high-resolution airborne magnetic and radiometric dataset purchased from Special Projects Inc.

In March 2019, the Company announced results from the first pass drill program at the Hobo Lake Property. Approximately 1,300 m was drilled in eight completed holes, all of which encountered variably intense hydrothermal alteration and six holes with anomalous radioactivity. Notably, holes KL19-005, KL19-006 and KL19-007 drilled in the northern part of the extensive land package encountered significant hydrothermal alteration and paleoweathering. These are considered important factors for hosting high-grade uranium mineralization and will be prioritized for follow up.

Lazy Edward Bay Property

The Lazy Edward Bay Property was staked in April 2020 and comprises 11 mineral claims covering an area of 1,828 ha. This property is located over shallow sandstone cover along the highly prospective Wollaston-Mudjatik lithologic trend of the eastern Athabasca Basin. The western portion of the property captures most of the Ponderosa conductive trend, along with historic drill holes LE-072 and LE-073 that respectively encountered 170 ppm uranium in brecciated and sheared gneiss, and 40 ppm uranium along with 550 ppm boron within sandstone fault gouge. Claims in the eastern portion of the property cover part of the Liberty conductive trend, with nearby historic drillhole LE-001 intersecting 224 ppm U₃O₈ over 0.5 metres.

F3 Uranium Corp.

(formerly Fission 3.0 Corp.)

Management's Discussion and Analysis

For the year ended June 30, 2023

(Expressed in Canadian dollars, unless otherwise noted)



Exploration properties (continued)

A ten-hole, 3,005 m drill program was carried out in May and June 2022. Drilling encountered favorable structure and alteration along the Horse West conductor near historic holes LE-073, confirming this conductive corridor's prospectivity for possible high-grade uranium mineralization. Further drilling along this conductor is warranted. Samples of geochemical analyses are pending. The drilling program was

Key Lake Area, Canada (continued)

Lazy Edward Bay Property (continued)

funded by Traction Uranium Corp., per the terms of their December 9, 2021 Option Agreement whereby Traction can acquire up to a 70% interest in the property. On December 24, 2022, Traction terminated the option for the Lazy Edward Bay Property.

Seahorse Lake Property

The Seahorse Lake Property, staked in April 2020, encompasses 3 mineral claims over an area of 7,519 ha. Situated above shallow sandstone cover, this property aligns with the highly prospective Wollaston-Mudjatik lithologic trend of the eastern Athabasca Basin. A historic drill-hole (4679-1-81) targeted a resistivity low anomaly and encountered fractured broken core from a depth of 53 m past the Athabasca unconformity to a depth of 139 m. In the summer of 2022, a Ground Moving Loop Time Domain EM survey covered 14.55 km to define conductive geologic structures on the property. The survey responses likely indicated a wide conductive block as the source of historic airborne electromagnetic anomalies.

Beaverlodge/Uranium City Area, Canada

The Beaverlodge/Uranium City region is a major historic uranium mining district and was home to Saskatchewan's first uranium mining operations. Before the discovery of high-grade uranium mineralization in the Athabasca Basin, the Beaverlodge area was Saskatchewan's most important uranium mining district. Throughout the 1950's and 1960's, 52 mines were in operation.

The Beaverlodge/Uranium City Area portfolio consists of 22 claims and 23,067 ha across three properties. The most recent developments on these properties are as follows:

Beaver River Property

The Beaver River Property consists of 14 claims totaling 11,185 ha. Located on the north central edge of Saskatchewan's Athabasca Basin, it is approximately 44 km east of Uranium City, Saskatchewan. The property includes numerous confirmed EM basement conductors and several uranium showings with surface outcrop sample assays of up to 3.66% U₃O₈.

In May 2016, the Company completed an airborne VTEM survey covering 880 line-km at 200 m line-spacing. This survey was focused on the property's eastern portion, an area known for its several identified historic in-situ uranium anomalies. The survey defined conductive packages over the entire project area, with more than 258 km of conductors identified by the VTEM survey. The interpreted results indicate the presence of complex conductor swarms requiring ground follow-up to establish drill targets. The project area is characterized by numerous zones of enhanced conductivity and many areas where trend widening is evident due to an increase in parallel multiple conductors. Additionally, there are numerous offsets and termination points indicative of cross structure.

In July and August 2019, the Company carried out a field program that prospected historic showings, airborne radiometric anomalies, and VTEM anomalies near zones of structural complexity, in the south-central and north area of the property. Significant results from historic showings included Coin Canyon with assays of 2.55% U₃O₈ and 0.41% Ni, Kisiwak Lake running 2.04% U₃O₈ and 0.26 g/t Au, and the VIC showing with up to 1.1% U₃O₈, 0.98% Cu, and 0.14% Ni. New discoveries in the north area of the property included the Trigger Zone - a radioactive vein (0.3 m wide) hosted in a quartz-feldspar gneiss running up to 13.9% U₃O₈ and 2.27 g/t Au.

F3 Uranium Corp.

(formerly Fission 3.0 Corp.)

Management's Discussion and Analysis

For the year ended June 30, 2023

(Expressed in Canadian dollars, unless otherwise noted)



Exploration properties (continued)

Beaverlodge/Uranium City Area, Canada (continued)

Hearty Bay Property

The Hearty Bay Property, located on the northern edge of the Athabasca basin, comprises 7 mineral claims totalling 11,173 ha. It is situated 20 km west of the Fond-du-Lac uranium deposit and 60 km east of the Beaver Lodge uranium district.

The Property encompasses the historic Isle Brochet radioactive sandstone boulder trains. These are one-kilometer-long dispersal trains that trend along the main ice direction and containing up to 3% uranium. Several more radioactive boulders of both sandstone and basement origin were discovered approximately 600 m to the northeast, on the bottom of Lake Athabasca. Historic drilling near these boulders did not intersect any significant radioactivity, leaving the source undetermined. Historic surveys identified strong airborne EM conductors within the property, up-ice of the radioactive boulder trains.

In July-August 2019, the Company conducted a field program that examined glaciology characteristics of the radioactive boulder train area and prospected conductors and radiometric anomalies on the north mainland. Boulder prospecting on Isle Brochet yielded results exceeding historic findings, with uranium content up to 8.23% U_3O_8 in new sampling. Additionally, 271 km of detailed marine acoustic data was collected northeast of Isle Brochet and up-ice of the radioactive boulder trains. This data revealed structural lineaments and potential sandstone outliers that may be associated with the source of the radioactive boulders on Isle Brochet and represent possible drill targets. A marine spectrometer survey collected 1,161 measurements of the lake bottom in areas interpreted from the acoustic survey as prospective for sandstone outliers. This reaffirmed an area of submarine radioactive boulders found by Eldorado Nuclear/DNR in 1977 and located groupings of anomalous results further up-ice from the island boulder trains. A radon soil gas survey sampled 148 sites across the strike of the radioactive boulder trains; however, results from this survey were inconclusive.

In March 2022, the Company carried out a 77 line-km ground EM geophysics survey and completed 14 drill holes for a total of 1,304 m of diamond drilling. The objective was to test interpreted structural features and sandstone outliers based on the 2019 marine seismic acoustic survey in the main up-ice direction from the historic high-grade uranium boulder trains on Isle Brochet and beyond the known edge of the Athabasca Basin. While no sandstone outliers were identified, holes HB22-005 and HB22-008 intersected a three-meter zone and an 11.5 m zone respectively of brecciated and faulted basement rocks with hydrothermal clay alteration. The ground EM survey identified previously unknown northeast-trending basement conductors to the northeast of Isle Brochet. Drillhole HB22-008 is located at the southwest end of these new two-kilometer-long subparallel conductors. The ground geophysics and drilling program was funded by Traction Uranium Corp., in accordance with the terms of the December 9, 2021 Option Agreement, whereby Traction can acquire up to a 70% interest in the property from the Company.

Midas Property

The Midas property, located near the northwest edge of the Athabasca Basin, comprises 1 mineral claim totaling 709 ha.

In September 2017, a geological prospecting program collected 103 rock samples. The aim was to evaluate historic uranium occurrences and radiometric anomalies. Geochemical assays ranged from below detection limit up to 95,000 ppm (U partial). Thirty-one samples yielded anomalous results exceeding 500 ppm U, with values ranging from 0.06% to 11.9% U_3O_8 . The highest assay results were obtained from samples around and within the St. Michael mine area, where high-grade boulders returned assays up to 11.9% U_3O_8 .

F3 Uranium Corp.

(formerly Fission 3.0 Corp.)

Management's Discussion and Analysis

For the year ended June 30, 2023

(Expressed in Canadian dollars, unless otherwise noted)



Exploration properties (continued)

Beaverlodge/Uranium City Area, Canada (continued)

Midas Property (continued)

Patterson Geophysics Inc. performed a modified induced polarization-resistivity ground geophysical survey in September 2017. The survey aimed to delineate basement resistivity zones in areas of intense conductivity bright spots. Despite encountering a very highly conductive subsurface layer, a modified survey configuration enabled successful imaging of the basement. A brief test of a horizontal loop (slingram type) electromagnetic survey confirmed its unsuitability for this environment.

In July 2019, the Company conducted a field program that prospected historic radioactive showings and priority VTEM conductor anomalies. Twenty-six rock samples were submitted for lab analysis, with U (total) results ranging between background and 3,100 ppm.

Northeast Athabasca Basin Area, Canada

The Company possesses 28 claims, which total 22,578 ha, spread across four uranium properties in the Northeast Athabasca Basin area of Saskatchewan. This basin area overlays the northeast trending Wollaston-Mudjatik Transition/Shear Zone, expressed as a broad low magnetic zone in the basement rocks. This zone often exhibits conductive characteristics coinciding with known uranium deposits including McArthur River, Cigar Lake, and Rabbit Lake. All properties are prospective for basement and/or unconformity hosted settings.

The most recent developments on the Northeast Athabasca Basin Area properties are follows:

Bell Lake Property

Acquired in July 2023 through staking, the Bell Lake property consists of 1 claim totaling 2,225 ha. It is located within the northeast Athabasca Basin, approximately 55 km northwest of the McLean Lake Uranium Mine and Mill. Access is available from Provincial Highway #905 three kilometers to the west. The Athabasca sandstone cover is expected to be approximately 300 m thick based on nearby drilling; however, no historic drilling has been carried out within the property. Bell Lake is nine kilometers west of the recently discovered Hurricane Uranium Zone. Drilling in 2020 revealed high-grade mineralized intersections of 33.9% U₃O₈ over 8.5 m, including 57.1% U₃O₈ over 5.0 m.

Cree Bay Property

The Cree Bay property comprises 16 claims totaling 14,080 ha and is located on the inside edge of the northern Athabasca Basin. The town of Stony Rapids is 20 km to the north, and the historic Nisto uranium mine is 13 km to the northeast.

In August 2015, a high resolution airborne magnetic and radiometric survey covering 4,214 line-km at 50 m line spacing was completed over the property.

In September 2017, a DC Resistivity Induced Polarization ground geophysical survey was conducted, covering two separate grids spanning 24 km. The survey focused on sections of strong conductivity, interpreted from a historic airborne Geotem electromagnetic survey. It detected basement conductive features and some sandstone resistivity low (alteration) features. However, difficulties were encountered while surveying on Black Lake. The survey confirmed anomalous conditions indicative of alteration halos in the lower sandstone.

In April 2019, Discovery Geophysics Inc. conducted a nine-line, 27 km DCIP Resistivity and moving loop TEM survey over the area identified as most prospective by the historic GEOTEM electromagnetic survey. The TEM survey results returned weak conductor responses, while the DC/IP resolved a strong resistivity anomaly on L2700 and a weaker one on L2100.

In June 2019, the Company completed a first pass drill program on the property. Two holes were drilled for a total of 1,045 m, encountering significant faulting, strong hydrothermal alteration, and elevated

F3 Uranium Corp.

(formerly Fission 3.0 Corp.)

Management's Discussion and Analysis

For the year ended June 30, 2023

(Expressed in Canadian dollars, unless otherwise noted)



Exploration properties (continued)

Northeast Athabasca Basin Area, Canada (continued)

concentrations of pathfinder elements. The depth to the basement unconformity was intersected ~200 m deeper than expected, indicating a possible major offset in the vicinity. This could be a favorable setting for hosting high-grade uranium, such as at the MacArthur River deposit. Both holes were drilled on the same section line and intersected the same anomalous fault zone. This defined a broad target area (~300 m) for potential follow-up drilling where it roughly projects to intersect the basement unconformity, approximately 600 m down dip.

Due to the deeper than expected basement unconformity, the previous ground geophysics could not image deep enough. In March 2022, the Company carried out a 10.5 line-km Sideline Moving Loop Time Domain Electromagnetic (TDEM) survey designed to pinpoint potential conductive basement faults at these greater depths and provide discrete drill targets. These may represent reactivated structures with the potential to provide pathways for uranium mineralizing fluids. The survey interpretation revealed two significant conductors: Conductor B is a shallower feature located underneath Black Lake; Conductor A is significantly deeper (between 383 m and 597 m depth) and lies along the west edge of the resistivity low anomaly that was detected during the 2019 surveys. This conductor location is west of where it was originally interpreted from the 2019 survey.

Flowerdew Lake Property

The Flowerdew Lake Property, acquired in October 2021, comprises 4 mineral claims totaling 5,664 ha. The property is located along the Wollaston-Mudjatik lithostructural transition zone, approximately 60 km northeast of Rabbit Lake. It overlies a strongly conductive basement feature that coincides with a significant resistivity low zone. This is indicative of altered basement meta-pelite rocks favourable for uranium mineralization. The property has not been drill tested.

Murphy Lake Property

The Murphy Lake Property comprises 8 mineral claims with an area of 609 ha. This Property is located in the eastern Athabasca Basin, on the west edge of the favourable Wollaston-Mudjatik lithologic trend. The Property covers a curvilinear EM conductor that is a splay to the east from a regional conductive trend. This trend hosts the La Rocque Uranium Zone, 4.5 km to the west, where intersections along a 400 m drill-defined strike length have returned up to 18.6% uranium over 2.7 m, along with high values of associated base metals and gold. The same trend hosts the Hurricane Uranium Zone recently discovered by ISO Energy Ltd., which is currently 575 m long, 75 m across, and 11 m thick.

Historic drilling by Areva along the conductor within the Property intersected a graphitic and sulphide rich basement conductive unit, with assays up to 199 ppm uranium at 350 m depth, just above the unconformity.

A five-hole, first-pass drill program spanning 2,502 m was initiated in July 2022. The intersection of encouraging graphite and sulphide-rich basement structures prompted the Company to continue to define the structures northward with ground EM Geophysics. The drill program was expanded and drill hole ML22-006 intersected a two-meter interval of variable radioactivity including a 0.5 m interval with a maximum of 2,300 cps, 20.9 m below the Athabasca Unconformity, occurring from 323.0 m to 325.0 m. An additional eight holes for a total of 4,347 m were drilled along strike and up and down dip from the intersection without intersecting further radioactivity. Samples of split drill core were submitted to SRC Geoanalytical Laboratories, and the geochemical analyses are pending.

F3 Uranium Corp.

(formerly Fission 3.0 Corp.)

Management's Discussion and Analysis

For the year ended June 30, 2023

(Expressed in Canadian dollars, unless otherwise noted)



Traction Uranium Corp. Option Agreements

On December 9, 2021, the Company entered into two Option Agreements with Traction Uranium Corp. (Traction) for Traction to acquire up to a 70% interest in two properties controlled by the Company: Hearty Bay Project, and the Lazy Edward Project.

Pursuant to the Option Agreements in respect of the Hearty Bay Project (the "Hearty Bay Agreement"), the Company granted an option to Traction to acquire a 50% interest in the Hearty Bay Project for the following consideration:

- i. Pay cash payments to the Company of \$550,000 over a two-year period (met - \$250,000 received in 2023; \$300,000 received in 2022).
- ii. Issue shares to the Company equal to 7.5% of the number of issued and outstanding common shares of Traction that are outstanding as of such date, provided Traction has completed one or more equity financings for gross proceeds of \$2,000,000 by such date (the Company received 3,023,476 Traction shares on December 29, 2021 with a fair value of \$2,569,955) (met).
- iii. Incur \$3,000,000 in exploration work on the Hearty Bay Property, over the first two years of the contract. On March 11, 2022, the Company received \$1,000,000 in cash to be used for mineral expenditures. As at June 30, 2022, the Company incurred \$824,520 in eligible expenditures and the remaining balance of \$175,480 was incurred during the year ended June 30, 2023. As at June 30, 2023, Traction has not yet met the full exploration commitment.

To acquire the additional 20% interest in Hearty Bay Project, Traction will need to incur the following:

- iv. Additional cash payments totalling \$350,000.
- v. Incur an additional \$3,000,000 in exploration work on the Hearty Bay Property on or before the date that is three years following the date of the Hearty Bay Agreement.

The Company will retain a 2.0% net smelter royalty ("NSR") on the property.

During the year ended June 30, 2022, the consideration received was offset against the capitalized exploration and evaluation expenditures, to reduce the balance to \$nil and the

F3 Uranium Corp.

(formerly Fission 3.0 Corp.)

Management's Discussion and Analysis

For the year ended June 30, 2023

(Expressed in Canadian dollars, unless otherwise noted)



Traction Uranium Corp. Option Agreements (continued)

remainder of \$1,543,628 was recognized as a recovery on mineral rights in the consolidated statement of loss and comprehensive loss.

Pursuant to the Lazy Edward Project Option Agreement (the "Lazy Edward Agreement") the Company granted Traction an option to acquire a 50% interest in the Lazy Edward Project for the following consideration:

- i. Pay cash payments to Fission of an aggregate of \$550,000 over a two-year period (not met - \$nil received in 2023; \$300,000 received in 2022).
- ii. Issue shares to the Company equal to 7.5% of the number of issued and outstanding common shares of Traction that are outstanding as of such date, provided Traction has completed one or more equity financings for gross proceeds of \$2,000,000 by such date (the Company received 3,023,476 Traction shares on December 29, 2021 with a fair value of \$2,569,955) (met).
- iii. Incur \$4,500,000 in exploration work on the Lazy Edward Property over the first two years of the contract. On May 20, 2022, the Company received \$1,500,000 in cash to be used for mineral expenditures. As at June 30, 2022, the Company incurred \$1,406,344 in eligible expenditures and the remaining balance of \$93,656 was incurred during the year ended June 30, 2023. As at June 30, 2023, Traction has not yet met the full exploration commitment.

To acquire the additional 20% interest in Hearty Bay Project, Traction will need to incur the following:

- iv. Additional cash payments totalling \$350,000.
- v. Incur an additional \$4,500,000 in exploration work on the Lazy Edward Property on or before the date that is three years following the date of the Lazy Edward Agreement.

The Company will retain a 2.0% NSR on the property.

During the year ended June 30, 2022, the consideration received was offset against the capitalized exploration and evaluation expenditures, to reduce the balance to \$nil and the remainder of \$2,826,852 was recognized as a recovery on mineral rights in the consolidated statement of loss and comprehensive loss.

During the year ended June 30, 2023, Traction terminated the Lazy Edward Agreement.

F3 Uranium Corp.**(formerly Fission 3.0 Corp.)**

Management Discussion and Analysis

For the year ended June 30, 2023

(Expressed in Canadian dollars, unless otherwise noted)

**SKRR Exploration Inc. Option Agreement**

On May 10, 2023, the Company entered into an option agreement with SKRR Exploration Inc. ("SKRR") whereby SKRR has the opportunity to acquire up to a 70% interest in the Company's Clearwater West Project.

Pursuant to the Clearwater West Option Agreement (the "Clearwater West Agreement"), the Company granted SKRR an option to acquire a 50% interest in the Clearwater West Project for the following consideration:

- i. Pay cash payments to the Company of \$50,000 (met - \$50,000 received).
- ii. The issuance of 1,000,000 commons shares of SKRR (met - received with a fair value of \$225,000).
- iii. Incur \$3,000,000 in exploration work on the Clearwater West Property, over two years (not met).

Upon completion of the 50% interest earn-in, SKRR and the Company will automatically enter into a joint venture and will negotiate to formalize a joint venture agreement. Pursuant to the terms of the Clearwater West Option Agreement, SKRR will have the option to increase its interest in the Clearwater West Property to 70% by making additional cash and exploration expenditures:

- iv. Additional cash payments totalling \$50,000 on or before December 31, 2024.
- v. Incur an additional \$3,000,000 in exploration work on the Clearwater West Property on or before the date that is three years following the date of the Clearwater West Agreement.

The Company will retain a 2.0% NSR on the property, of which 1% may be repurchased by SKRR for \$1,000,000.

During the year ended June 30, 2023, the total consideration received of \$275,000 was offset against the capitalized exploration and evaluation expenditures, to reduce the balance to \$nil and the remainder of \$180,513 was recognized as a recovery on mineral rights in the consolidated statement of loss and comprehensive loss.

F3 Uranium Corp.

(formerly Fission 3.0 Corp.)

Management's Discussion and Analysis

For the year ended June 30, 2023

(Expressed in Canadian dollars, unless otherwise noted)



Uranium outlook

Management believes that the exploration and development of uranium properties presents an opportunity to increase shareholder value based on the following categories, including but not limited to supply / demand fundamentals, geopolitics and clean, baseload power generation.

- *Increased long-term worldwide demand for nuclear energy*

Global nuclear energy demand and the associated nuclear power plant build-out is projected to increase significantly in the years ahead, which will require new uranium supply to meet this increasing demand. According to the International Atomic Energy Agency ("IAEA") global electricity demand is forecast to grow by nearly 60% from 2018 to 2040 and over 90% by 2050.

The World Nuclear Association ("WNA") states that there are 442 nuclear power reactors in operation supplying 30 countries around the world, with 53 under construction, another 104 planned and 325 proposed. Reactor builds continue to be near multi-decade highs as more than twice as many reactors are under construction now than before the Fukushima event in 2011. Many analysts continue to forecast a long-term global uranium demand/supply imbalance, which suggests the potential for materially higher uranium prices. The following is a list of selected countries with nuclear reactors that are either under construction, planned or proposed:

Country	In Operation	Under construction	Planned	Proposed
China	48	14	42	168
India	22	7	14	28
Russia	39	3	24	22
USA	94	2	3	18
Canada	19	-	-	2
Japan	33	2	1	8
Saudi-Arabia	-	-	-	16
South Korea	24	4	-	2
Ukraine	15	2	-	2
Others	148	19	20	59
Total	442	53	104	325

Source: World Nuclear Association (World Nuclear Reactors & Uranium Requirements - www.world-nuclear.org - Updated November 2020)

- *Uranium demand/supply fundamentals*

A global uranium demand/primary supply imbalance has existed for many decades, due to the way utilities procure supply and the negative impact on demand stemming from the Fukushima event. Primary uranium supply from uranium producers (mining) has consistently failed to keep pace with demand. This shortfall has been filled from secondary supply, which includes the sale of government stockpiles, spent fuel reprocessing, extending conversion processes, and the highly enriched uranium ("HEU") agreement (which ended late 2013). Meanwhile, global inventory stockpiles have and continue to be drawn down. While the total inventory figure is difficult to ascertain due to the fact that a significant amount is held in national strategic stockpiles of various governments or stored in the inventories of non-public utilities and other entities, it is important to note that not all inventory is mobile. Sovereign nations will keep their strategic stockpiles for energy security while other material classified as inventory may either be of low grade that will require reprocessing or be in the form of a prefabricated fuel that will require disassembly and reprocessing to be usable for others. It is notable that there has been a change this past year in that the supply from inventories appears to have diminished substantially and that the majority of spot market supply comes from uncommitted production. This signals the possibility that the amount of mobile supply from inventories is nearing a point where it is not mobile at current prices.

F3 Uranium Corp.

(formerly Fission 3.0 Corp.)

Management's Discussion and Analysis

For the year ended June 30, 2023

(Expressed in Canadian dollars, unless otherwise noted)



Uranium outlook (continued)

Add to this the fact that there are a few mines that will be exhausted in the near future and this points to the possibility that there will be significantly less supply available going forward.

U₃O₈ prices have risen from the mid US\$20/lb level due to the suspension of large mines such as Cameco's Cigar Lake and the production reduction by NAC Kazatomprom JSC – the world's largest producer of uranium. Although Cameco has restarted Cigar Lake in September of 2021, a potential outbreak of COVID-19 could possibly cause another interruption in operations. Indeed, the emergence of the global COVID-19 pandemic has caused the closure of many businesses around the world and mines of all commodities have not been an exception. As a result, there may be additional mine closures or curtailments that may further impact global uranium supply if the virus impacts other uranium operations. This further reduces supply that was already declining due to the ongoing shutdown at McArthur River, and the winding down of the Cominak and Ranger mines.

According to the UxC, mine production peaked in 2016 at 162mm lbs. It fell to 154mm lbs in 2017 and in 2019 production was 142mm lbs. Meanwhile, 2020 reactor demand was 177mm lbs, which generated a gap or shortfall of roughly 35mm in 2020. This supply demand imbalance can be perceived as a positive development for the long-term outlook for uranium prices. In addition, roughly 85% of the current producers are uneconomic at today's uranium prices. A significant issue in the uranium market is that state-owned entities supply over half of the market, further exacerbating pressure on commercial producers. The UxC suggests that uranium producers need roughly US\$45 to \$50 per lb uranium to meet their cost of capital. While Tradetech has begun presenting a Production Cost Indicator, which attempts to capture the cost of production (US\$43.15/lb as of October 31, 2020). While other industry analysts, including RBC Capital (Canada), Raymond James Canada, and Resource Capital Research (Australia), suggest that a healthy, sustainable global uranium mining sector, requires a uranium price of US\$70-\$80/lb to stimulate new exploration and mine development worldwide.

An additional under-reported issue related to uranium demand, is the disruption of the traditional utility buying cycle. Most uranium is bought and sold via long-term contracts (historically five to ten years in duration) and typically, utilities ensure their fuel requirements are covered between three and five years out. Since the Fukushima event, most utilities have been allowing their contracts with suppliers to get closer to expiry and are relying on their stockpiles or are buying on the secondary market. In fact, the "carry trade" (the act of uranium traders to borrow money in the global low interest rate environment, buying spot or near-term uranium at low prices, and then selling for future delivery to utilities at low prices in order to capture the spread) has been prevalent for years. Since uranium prices have been at historically low levels, many producers have been hesitant to sign long term contracts with utilities that are seeking to renew since they cannot meet their cost of capital at those depressed, unsustainable

prices. The result is that the amount of uranium fuel required over the next five years that is currently uncovered by long term contracts is rapidly increasing. It is worth noting that when new reactors are connecting to the electricity grid, they require frontloading of as much as three times annual uranium stock. This is bullish for the demand picture. Many experts in the industry expect that this will inevitably force utilities into the market, leading to strong upward pressure on uranium spot prices which in turn will increase the longer-term contract price. It is also worth noting that the recent rise in the uranium spot price has limited the viability of the carry trade, which reduces the availability of this patchwork form of uranium supply for utilities – thus forcing them to pay more attention to traditional sources of supply, which may result in increased demand and further price strengthening. Indeed, market participants are noticing uncovered production, which was the primary source of supply to fuel traders for the carry trade, has made up a reduced portion of the supply as there is simply less being produced. This is evidenced by the fact that fuel traders are increasingly borrowing material from uranium funds.

F3 Uranium Corp.

(formerly Fission 3.0 Corp.)

Management's Discussion and Analysis

For the year ended June 30, 2023

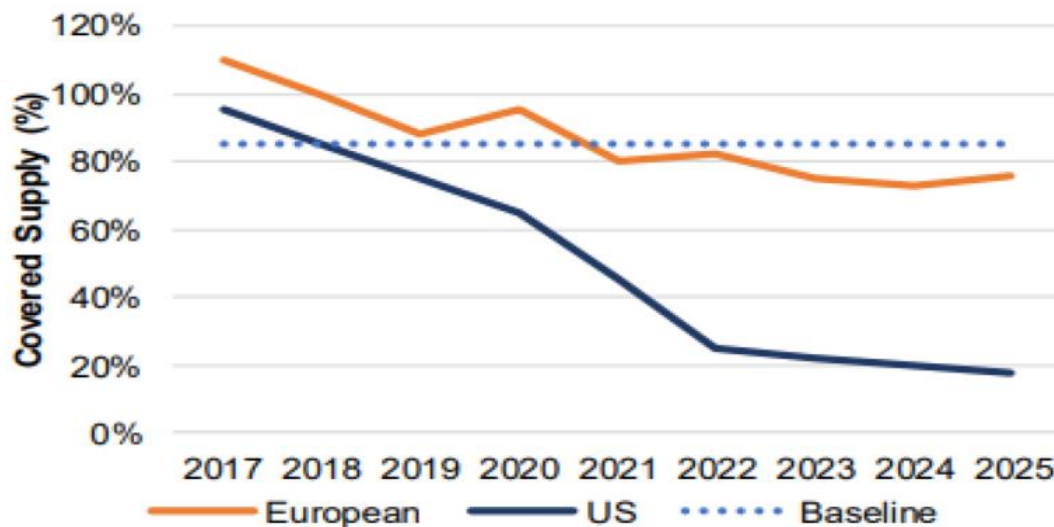
(Expressed in Canadian dollars, unless otherwise noted)



Uranium outlook (continued)

Additionally, with its ongoing shutdown of McArthur River and prior suspension of Cigar Lake, Cameco will continue to have to buy significant pounds in the spot market. As of its most recent quarterly update, Cameco claims that it is the world's largest purchaser in the spot market and has acquired over 50mm lbs from the spot market to date.

- *Uranium demand/supply fundamentals*



(Source: EIA, Euratom - Future contract coverage rates)

- *Emerging Demand – Small Modular Reactors*

An emerging source of demand is the rising prominence of Small Modular Reactors (“SMR”). These relatively pint-sized reactors provide less than 300 MWe and are designed to be implemented quickly, require a small footprint, and can be deployed in areas that required power without much infrastructure such as in the Arctic, and other remote locations. In the United Kingdom, Rolls-Royce has announced that it is building up to 16 SMRs aided by a £200mm investment by the country. In Canada, there are 12 different models before Canadian regulators seeking approval.

- *China – driver of demand*

China has the most aggressive growth plans for nuclear. With only 4.9% of power generation currently met by nuclear power and a target of 20% non-fossil fuel generation by 2030, there is a significant reactor build required of approximately 500% of current capacity. According to

research by the Chinese Ministry of Education and Tianjin University, China, within the 2018 Optimal Power Paper, nuclear energy is now the lowest cost source of electricity generation in China. Consequently, there are currently 14 nuclear power plants under construction in China.

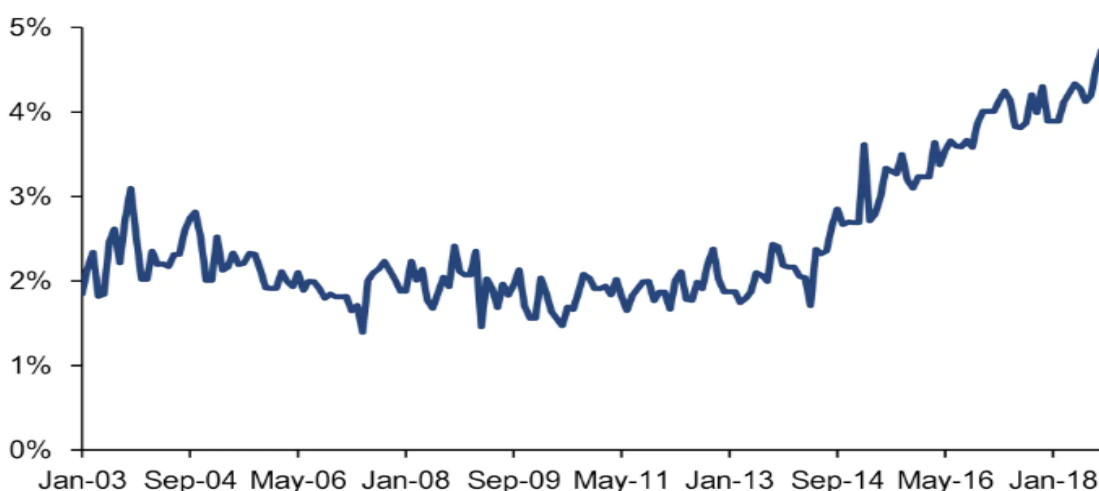
China's current domestic uranium production accounts for less than 25% of its annual requirements resulting in increased imports and stockpiling as it does not sell its domestic supply to the market but, rather consumes it in its reactors. In 2010, Cameco signed the first of two long-term contracts with Chinese-owned utilities for the delivery of uranium. Additional long-term demand is anticipated from other Asian countries, most notably India and South Korea as they expand their planned nuclear build-out. In 2015, Cameco signed its first contract with India to supply 7.1 million lbs of uranium concentrate through to 2020. CGN Mining's offtake

Uranium outlook (continued)

agreement with Fission Uranium is also highly significant as it highlights that China is moving to further secure its long-term uranium supply chain.

China's commitment to combatting air pollution is evident with nuclear energy benefitting as a zero carbon emissions power generation source. As the below chart depicts, at its lowest point nuclear represented 2% share of Chinese power generation, however that figure has been rising and in the last few months in 2018 it spiked to 5%. This production is coming at the expense of carbon emitting coal fired generation.

Figure 1. Share of nuclear power in China's electricity generation mix



(Source: Citi Research - China's power generation)

- *Japanese nuclear reactor fleet and uranium stockpiles*

Following the Fukushima event in March 2011, Japan shut down all of its nuclear reactors, pending new safety regulations, legislation, and inspections. A new nuclear regulator was established, and after considerable delay, Japan's nuclear operators were given permission to apply to restart its reactors. This has been among the biggest drags on prices and sentiment in the uranium market. Market participants, specifically producers and issuers, have been adversely affected from this uncertainty as well as the delay in getting reactors restarted.

However, we continue to see improvements. Japan is currently operating a total of nine reactors, of which two were first restarted in 2015 and seven more have restarted since. A further 18 reactors are currently in the restart approval process with 16 of them already clearing government requirements for restart. This is in addition to the two reactors under construction and nine new reactors being planned or proposed. With reactors coming back online and plans to develop new ones, we view this as a positive development to the psyche of the market and the long-term outlook for nuclear power.

To provide context, Japanese nuclear power generation in 2010 represented 25% of the country's total grid. By 2016 that number was reduced to 2% due to Fukushima. However, plans are to increase nuclear back to 20-22% by 2030.

While the first wave of reactor restarts in Japan is not expected to immediately increase uranium demand as they would likely draw from existing inventory, it should increase confidence that Japan's utility companies most likely will not sell their uranium fuel stockpiles into the market.

F3 Uranium Corp.

(formerly Fission 3.0 Corp.)

Management's Discussion and Analysis

For the year ended June 30, 2023

(Expressed in Canadian dollars, unless otherwise noted)



Uranium outlook (continued)

The potential for this estimated 90 million lbs of uranium to enter the spot market has been viewed as a significant threat to uranium prices since 2011 and analysts believe it has been a major factor in suppressing the buying cycle, utilities procuring supply contracts, and ultimately the price of uranium. However, it should be noted that at least some of this inventory is in the form of fabricated fuel assemblies. Fuel assemblies are generally reactor-specific and can not be simply purchased and plugged into another reactor that it was not designed for. As such, any purchaser of these assemblies would need to also factor in the cost and time of disassembling and refabricating these assemblies. With uranium prices continuing to be below the marginal cost of production for many producers, it may be better for utilities to acquire uranium through the primary supply chain as opposed to acquiring another utility's inventory.

As a direct result of low uranium prices, Cameco, the largest commercial producer of uranium announced in April 2016 that it was suspending production at its Rabbit Lake uranium mine in Saskatchewan and placing the facility into "care and maintenance". It was estimated by Cantor Fitzgerald that this removed 3% of the uranium available to the spot market and showed a strong trend that producers are acting to limit production worldwide. In November 2017, Cameco announced the temporary closure of the McArthur River mine and Key Lake processing facility. The McArthur River mine was the largest uranium mine in the world and its closure removed an estimated 7% of primary production for 2018.

In July 2018, Cameco announced it would layoff approximately 700 employees and shut down production at its McArthur River and Key Lake mine sites indefinitely due to a weak uranium market. This material announcement from an industry leader likely aided in the subsequent increase in uranium spot prices during the latter half of 2018. In 2020, Cameco announced the suspension of its Cigar Lake mine due to concerns over COVID-19. This removed about 18mm lbs. of U3O8 or approximately 13% of 2019 production. The Cigar Lake mine was restarted in September 2020 as the company navigates operating the mine during the era of COVID.

In addition to Cameco's production curtailments, Kazatomprom has also cut its production guidance. This follows a period in which several new projects have been categorized as uneconomic. Worldwide projects cancelled or deferred since 2012 include: Yeelirrie and Kintyre in Australia (Cameco), Trekkopje in Namibia (AREVA), Imouraren in Niger (AREVA) and the Olympic Dam expansion in Australia (BHP). In 2020, due to measures to combat the COVID-19 pandemic, Kazatomprom announced reduced production guidance that was 10.4 mm lbs. of U3O8 (or roughly 18%) less than its prior outlook. In its Q3/20 market update, Kazatomprom estimated that total global production would be approximately 14% lower than 2019 due to the uncertainty caused by the pandemic and low uranium price environment.

In May 2019, Orano Canada confirmed the closure of its Cominak mine in Niger and cited "very low price conditions" as the reason. It also announced the suspension of production from its McClean Lake Mill in March 2020 in response to the COVID-19 pandemic. Energy Resources of Australia's Ranger mine closed in January 2021.

- *Supply deficits*

Increasing the pressure on medium to long term supply is the lengthy period (approximately ten years on average) and capital costs required to take a uranium project from discovery to production. At the October 2019 NEI Conference, a prominent uranium hedge fund illustrated

that the total capital costs of nine greenfield projects will require US\$4.6 billion dollars of capital to build their respected mines. COVID-19 related issues have led to planned future production reductions such as Kazatomprom's earlier announcement that it would produce 20% less than original forecast in 2022 (approximately 14.3 mm lbs). With many projects stalled or abandoned, analysts believe that a growing supply/demand imbalance may be difficult to deal

F3 Uranium Corp.

(formerly Fission 3.0 Corp.)

Management's Discussion and Analysis

For the year ended June 30, 2023

(Expressed in Canadian dollars, unless otherwise noted)



Uranium outlook (continued)

with once secondary supplies can no longer meet rising demand which started to happen in 2018. This increases the attractiveness of assets that have the potential to be taken into production in stable political jurisdictions and at a lower operating cost. Such projects have similar characteristics to Fission Uranium's Triple R deposit: high-grade, shallow, in basement rock and in a stable jurisdiction.

It is also notable to highlight that both Kazatomprom and Cameco have become active as buyers in the uranium spot market as both move to obtain enough material to fulfill contracts that are no longer being met by their respective mines. In its Q3/20 Operations and Trading Update, Kazatomprom noted that its 2020 and 2021 inventory levels are expected to fall below target levels of six to seven months and that it, "will not be possible to compensate for production losses in these periods". Similarly, Cameco has been an active purchaser in the spot market for quite some time now. This flipping of roles of the world's two largest producers from adding to global inventory levels to being buyers in the spot market may have a significant impact to the overall supply and demand environment for uranium.

Recently, conflict between the United States and Iran has resulted in accusations of Iran breaking the 2015 agreement that limited its nuclear program, taking the first step toward re-imposing United Nations sanctions. The European countries started the clock on what is anticipated to be 60 days of negotiations with Iran about coming back into full compliance with the nuclear deal. If they cannot resolve their dispute under the agreement, the United Nations could revive sanctions on Iran that had been suspended, including an arms embargo.

- *United States of America*

In July 2018, the U.S. Government announced a probe into whether U.S. uranium imports are a threat to national security. The U.S. Government was also threatening to issue tariffs on U.S. uranium imports, similar to what it has already done in other industries such as steel. U.S. nuclear power generators urged the federal government against acting in a dispute against imported uranium, arguing tariffs or quotas would increase costs for the struggling industry and possibly cause some reactors to shut. The U.S. Department of Commerce subsequently launched a "Section 232" investigation into uranium imports following complaints by two U.S. uranium mining companies, Ur-Energy Inc and Energy Fuels Inc., that subsidized foreign competitors have caused them to cut capacity and lay off workers.

- *Supply disruption concerns*

In July 2019, U.S. President Trump announced that additional study was necessary beyond the Secretary of Commerce's findings that uranium imports threaten to impair the national security of the United States as defined under Section 232 of the Act. Although he did agree that the Secretary's findings raise significant concerns regarding the impact of uranium imports on the national security with respect to domestic mining. Thus, the President established a Nuclear Fuel Working Group ("NFWG") to examine the current state of domestic nuclear fuel production to reinvigorate the entire nuclear fuel supply chain in July 2019. The Nuclear Fuel Working Group had 90 days to submit its recommendations however, on October 11th, 2019, the U.S. President delayed the report a further 30 days. In April 2020, the NFWG issued a report that included recommendations such as the establishment of a US\$150mm budget to build a domestic uranium reserve, to leverage American technological innovation, R&D, etc. to regain American nuclear energy leadership; and to move into markets currently dominated by Russian and Chinese State Owned Enterprises and recover its position as the world leader in exporting best-in-class nuclear energy technology. Notably, the uranium reserve has recently garnered bipartisan support and has been included in the Senate's Appropriations committee for the 2020-

F3 Uranium Corp.

(formerly Fission 3.0 Corp.)

Management's Discussion and Analysis

For the year ended June 30, 2023

(Expressed in Canadian dollars, unless otherwise noted)



Uranium outlook (continued)

2021 fiscal year. We view the report as a positive for the global uranium industry as it does not close the world's largest consumer of uranium from non-domestic sources. More importantly, it removes the uncertainty connected to this report as market participants were unclear on what direction it would take and whether it would have negative consequences.

The U.S. and Russia also recently agreed on a revised Russian Suspension Agreement ("RSA") that further removed uncertainty with respect to the amount of uranium and conversion product can be imported from Russia into the U.S. While the agreement does grandfather in a substantial amount of material into the U.S. in the near-term, it has created certainty and some control on the amount of material that can be imported through 2040. Demand for uranium beginning in 2022 and onwards can be seen in the market as the result of this agreement.

Currently in the U.S., there are 94 operating reactors and, it is important to note, nuclear reactors supply about 20 percent of U.S. base load electricity, according to the Nuclear Energy Institute. Despite the headlines of reactors shutting down, it is notable that there are two reactors currently under construction and 21 more in the planned or proposed stage. The Department of Energy is also pushing for a change in Federal Energy Regulatory Commission rules to properly compensate nuclear power for its reliability and resilience, thereby protecting the stability of the U.S. grid. Uranium is also used in the U.S. nuclear arsenal and powers the Navy's nuclear aircraft carriers and submarines. The nuclear industry said a diverse uranium supply is essential to keep that power flowing.

- *Security of Supply*

It should be noted that utilities do not view all sources of uranium supply equally. Since uranium for reactor operation is not a substitutable, it is imperative for utilities to have a secure source of material. As such, utilities do not view the spot market as a primary source of supply of uranium but instead more as an augmentative source. Extrapolating this concept further, material sourced from high cost operations in unstable jurisdictions would also be low on the security of supply totem pole. Fission's Triple R deposit is a world-class, high grade deposit with low estimated operating costs, located in the safest uranium producing jurisdiction in the world.

Moreover, a by-product of the Section 232/NFWG and RSA processes, the source of the material is now an increasingly important consideration for many utilities as state rules may prohibit the procurement of uranium from embargoed or restricted countries. Triple R's location in Canada places material sourced from it in the most widely accepted category of material.

- *Summary*

The uranium market is showing signs of emerging from what has been a multi-year trough period as some of the world's largest miners have suspended or reduced production due to the COVID-19 pandemic and the removal of the uncertainty overhang caused by the NFWG. Inventories continue to be drawn down, conversion and SWU prices have increased, at a time when major players are cutting primary production. All this amongst a backdrop of geopolitical tensions including possible government intervention. The backdrop is bullish for the uranium sector, for those situated in safe mining jurisdictions that host high grade, shallow uranium deposit

F3 Uranium Corp.

(formerly Fission 3.0 Corp.)

Management's Discussion and Analysis

For the year ended June 30, 2023

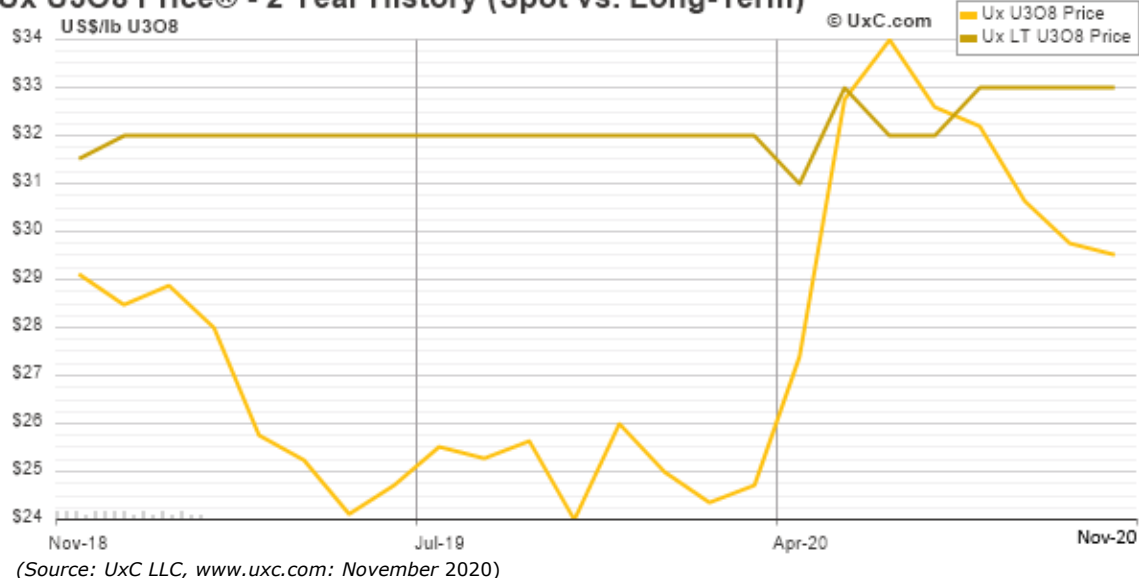
(Expressed in Canadian dollars, unless otherwise noted)



Uranium outlook (continued)

- Uranium market

Ux U3O8 Price® - 2 Year History (Spot vs. Long-Term)



Selected annual information

The financial information presented below for the current and comparative years was derived from the consolidated financial statements prepared in accordance with IFRS and is expressed in Canadian dollars.

	June 30, 2023	June 30, 2022	June 30, 2021
	\$	\$	\$
Net loss	(10,175,660)	(5,670,125)	(828,642)
Total assets	50,447,412	29,936,942	13,435,587
Current liabilities	4,162,660	1,459,298	73,284
Shareholders' equity	44,245,128	28,374,791	13,362,303
Basic and diluted loss per common share	(0.03)	(0.02)	(0.00)

Summary of quarterly results

The financial information presented below for the current and comparative periods was derived from annual financial statements prepared in accordance with IFRS or interim financial statements prepared in accordance with IFRS applicable to the preparation of interim financial statements, *IAS 34, Interim Financial Reporting*.

F3 Uranium Corp.

(formerly Fission 3.0 Corp.)

Management's Discussion and Analysis

For the year ended June 30, 2023

(Expressed in Canadian dollars, unless otherwise noted)



Summary of quarterly results (continued)

	June 30, 2023	March 31, 2023	December 31, 2022	September 30 2022
	\$	\$	\$	\$
Exploration and evaluation assets	29,762,105	27,601,450	20,479,620	17,545,881
Working capital	16,277,693	7,344,859	10,938,769	10,629,336
Net income (loss)	832,395	(1,578,864)	(8,927,659)	(501,532)
Net profit (loss) per share basic and diluted	0.00	(0.00)	(0.03)	(0.00)
	June 30 2022	March 31 2022	December 31 2021	September 30 2021
	\$	\$	\$	\$
Exploration and evaluation assets	14,463,391	11,584,975	11,405,196	11,600,277
Working capital	13,898,610	17,066,095	16,814,831	9,351,388
Net income (loss)	581,998	(2,954,049)	(2,711,947)	(586,127)
Net profit (loss) per share basic and diluted	0.00	(0.01)	(0.01)	(0.00)

Net profit in the previous quarter increased primarily to due to the recovery of exploration costs relating to receipt of cash and stocks for the Traction Options. Quarter to quarter variances are due to fluctuations corporate and exploration activity driven by cash timing of exploration programs and corporate initiatives. There will be continued volatility quarter to quarter in light of this.

Results of operations

The expenses incurred by the Company are typical of junior exploration and development companies that do not have established cash flows from mining operations. Changes in these expenditures from quarter to quarter are impacted directly by non-recurring activities or events.

Comparison of the three and twelve months ended June 30, 2023

The Company had a net loss of \$2,792,395 and \$8,215,660 for the three and twelve months ended periods compared to net recovery of \$581,998 and net loss of \$5,670,125 net loss for the comparable prior periods. The change in net loss is primarily attributable to the following factors:

- Consulting and directors' fees and wages and benefits increased due to increased operating activity.
- Share-based compensation increased in the current period due to RSU option grants not occurring in the previous period.
- Public relations and communication increased as a result of increasing shareholder awareness of the Company's activities.
- Professional fees decreased because in the previous period, the Company incurred business development expenses incurring additional legal fees.
- Recovery of flow through share premium for incurring eligible exploration expenditures in the previous quarter resulted in a net recovery position for the prior quarter.

F3 Uranium Corp.

(formerly Fission 3.0 Corp.)

Management's Discussion and Analysis

For the year ended June 30, 2023

(Expressed in Canadian dollars, unless otherwise noted)



Liquidity and capital resources

The Company is an exploration and evaluation stage company and has not yet determined whether its exploration and evaluation assets contain ore reserves that are economically recoverable. Recoverability of amounts shown for exploration and evaluation assets, including the acquisition costs, is dependent upon the existence of economically recoverable reserves, the ability of the Company to obtain necessary financing to complete the development of those reserves and upon future profitable production.

The consolidated financial statements have been prepared on the basis of accounting principles applicable to a going concern which assumes that the Company will be able to realize its assets and discharge its liabilities in the normal course of business for the foreseeable future. The Company's ability to continue as a going concern is dependent upon its ability to fund its operations through equity financing, joint ventures, option agreements or other means. As at June 30, 2023 the Company had cash and cash equivalents of \$17,723,499 and a working capital balance of \$16,277,693. Management estimates that the Company has sufficient funds to maintain its operations and activities for the upcoming year. The Company has no exploration agreements that require it to meet certain expenditures.

Private placements

September 1, 2023

The Company closed a bought private placement for gross proceeds of \$20,000,000 comprising 41,237,113 flow-through shares of the Company at a price of \$0.485 per share.

Each Unit issued pursuant to the Offering is comprised of one common share of the Company and one-half common share purchase warrant. Each FT Unit is comprised of one common share of the Company to be issued as a "flow-through share" within the meaning of the Income Tax Act (Canada) (each, a "FT Share") and one half of one Warrant. Each whole warrant entitles the holder to purchase one common share of the Company at a price of \$0.485 for a two year period. The Company paid a cash fee of \$1,086,250 and incurred \$78,580 in expenses in connection with this private placement. The Company also issued 2,239,690 brokers' warrants which entitles the holder to purchase one common share of the Company at a price of \$0.485 per share.

May 26, 2023

On May 26, 2023, the Company closed a private placement for gross proceeds of \$12,000,000 comprising:

- 4,255,319 flow-through units of the Company (each, a "FT Unit") at a price of \$0.47 per FT Unit for gross proceeds of \$2,000,000 from the sale of FT Units; and
- 21,276,596 FT Units to be sold to charitable buyers (each, a "Charity FT Unit") at a price of \$0.47 for gross proceeds of \$10,000,000 from the sale of Charity FT Units.

Each FT Unit issued pursuant to the offering is comprised of one common share of the Company and one-half common share purchase warrant. Each FT Unit is comprised of one common share of the Company to be issued as a "flow-through share" within the meaning of the Income Tax Act (Canada) (each, a "FT Share") and one half of one warrant. Each whole warrant entitles the holder to purchase one common share of the Company at a price of \$0.47 at any time on or before May 26, 2026. The Company paid cash finders' fees of \$712,500 and incurred \$117,307 expenses in connection with this private placement which has been recorded as share issuance costs. The Company also issued 1,515,957 brokers' warrants which entitles the holder to purchase one common share of the Company at a price of \$0.35 at any time on or before May 26, 2025.

F3 Uranium Corp.

(formerly Fission 3.0 Corp.)

Management's Discussion and Analysis

For the year ended June 30, 2023

(Expressed in Canadian dollars, unless otherwise noted)



Liquidity and capital resources (continued)

December 21, 2022

The Company closed a private placement for gross proceeds of \$8,000,000, comprising 19,047,619 flow-through shares of the Company at a price of \$0.42 per share.

The Company paid a cash finders' fee of \$450,000 and incurred \$169,024 in expenses in connection with this private placement which has been recorded as share issuance costs. The Company also issued 1,071,427 brokers' warrants which entitles the holder to purchase a one common share of the Company at a price of \$0.42 per share at any time on or before December 21, 2024. The fair value of the brokers' warrants was determined based on the closing trading price on December 21, 2022 and the fair value of warrants was determined using the Black-Scholes pricing model. \$137,000 was recorded as share issuance cost. The fair value of the warrants was determined using the Black-Scholes pricing model using the following assumptions: a volatility of 110.80%; risk-free interest rate of 3.65%; expected life of 2 years; and a dividend rate of 0%.

Related party transactions

The Company has identified the CEO, COO, CFO, VP Exploration, and the Company's directors as its key management personnel.

	2023	2022
	\$	\$
<i>Compensation costs</i>		
Wages, consulting and directors fees paid or accrued to key management personnel and companies controlled by key management personnel	1,094,968	607,413
Office rent paid to a company with common directors and officers		4,800
Share-based compensation pursuant to the vesting schedule of options granted to key management personnel	4,375,167	972,866
	5,470,135	1,585,079
Exploration and evaluation expenditure	600,529	19,992
Total	6,070,664	1,605,071

Included in accounts payable at June 30, 2023 is \$59,091 (June 30, 2022 - \$31,219) for expenses due to key management personnel and companies controlled by key management personnel. Amounts were non-interest bearing, unsecured and due on demand. These transactions were in the normal course of operations.

Outstanding share data

As at the date of this document, the Company has 456,374,570 common shares issued and outstanding, 23,683,857 incentive stock options outstanding with exercise prices ranging from \$0.12 to \$0.33 per share, 51,337,084 warrants outstanding with exercise prices ranging from \$0.20 to \$0.485 per share, and 24,243,451 restricted stock units outstanding.

F3 Uranium Corp.

(formerly Fission 3.0 Corp.)

Management's Discussion and Analysis

For the year ended June 30, 2023

(Expressed in Canadian dollars, unless otherwise noted)



Financial Instruments

The Company classifies its financial instruments in the following categories: at fair value through profit and loss ("FVTPL"), at fair value through other comprehensive income (loss) ("FVTOCI") or at amortized cost. The Company determines the classification of financial assets at initial recognition. The classification of debt instruments is driven by the Company's business model for managing the financial assets and their contractual cash flow characteristics. Equity instruments that are held for trading are classified as FVTPL. For other equity instruments, on the day of acquisition the Company can make an irrevocable election (on an instrument-by-instrument basis) to designate them as at FVTOCI. Financial liabilities are measured at amortized cost, unless they are required to be measured at FVTPL (such as instruments held for trading or derivatives) or if the Company has opted to measure them at FVTPL.

The Company classifies its financial instruments as follows:

<u>Financial Instrument</u>	<u>Classification</u>
Cash and cash equivalents	FVTPL
Marketable securities	FVTPL
Accounts payable and accrued liabilities	Amortized cost
Lease liability	Amortized cost

Measurement

Financial assets and liabilities at amortized cost are initially recognized at fair value plus or minus transaction costs, respectively, and subsequently carried at amortized cost less any impairment.

Financial assets and liabilities carried at FVTPL are initially recorded at fair value and transaction costs are expensed in the statements of loss. Realized and unrealized gains and losses arising from changes in the fair value of the financial assets and liabilities held at FVTPL are included in the statements of loss in the period in which they arise.

Selected investments in equity instruments at FVTOCI are initially recorded at fair value plus transaction costs. Subsequently they are measured at fair value, with gains and losses recognized in other comprehensive income (loss).

Key estimates and judgments

The key assumptions concerning the future and other key sources of estimation uncertainty at the reporting date, that have significant risk of causing a material adjustment to the carrying amounts of assets and liabilities within the next financial year, are described below. The Company based its assumptions and estimates on parameters available when the consolidated financial statements were prepared. Existing circumstances and assumptions about future developments, however, may change

due to market changes or circumstances arising beyond the control of the Company. Such changes are reflected in the assumptions when they occur.

Judgements

- the recoverability of mineral properties and exploration and evaluation expenditures incurred on its projects; the Company capitalizes acquisition, exploration and evaluation expenditures on its statement of financial position, and evaluates these amounts at least annually for indicators of impairment;
- the functional currency and reporting currency of the parent company, the Company., is the Canadian Dollar. The functional currency Fission Energy Peru S.A.C. is the Peruvian Sol. The functional currency determination was conducted through an analysis of the consideration factors identified in IAS 21, The Effects of Changes in Foreign Exchange Rates. The determination of functional currency involves certain judgments to determine the primary economic environment and the Company reconsiders the functional currency if there are

F3 Uranium Corp.

(formerly Fission 3.0 Corp.)

Management's Discussion and Analysis

For the year ended June 30, 2023

(Expressed in Canadian dollars, unless otherwise noted)



Key estimates and judgments (continued)

changes in events and conditions of the factors used in the determination of the primary economic environment; and

- the Company determines the flow-through share premium by allocating the total funds received between common share and flow-through premium liability by first assessing the fair value of the common shares issued, based on market price at issuance, with any excess considered being allocated to warrants (if any) and the flow-through premium.

Estimates

- the discount rate used to present value the lease liability related to the office rent was estimated to be 18% which was based off of the Company's interest rate on their corporate credit cards as the Company does not have any other interest bearing debt;
- the inputs in accounting for share-based payment transactions in the statement of loss and comprehensive loss (using the Black-Scholes model) including volatility, probable life of options granted, time of exercise of the options and forfeiture rate; and
- the determination of deferred income tax assets or liabilities requires subjective assumptions regarding future income tax rates and the likelihood of utilizing tax carry-forwards. Changes in these assumptions could materially affect the recorded amounts, and therefore do not necessarily provide certainty as to their recorded values.

Significant accounting policies

A summary of the Company's significant accounting policies is included in Note 3 of the audited financial statements for the year ended June 30, 2023.

Cautionary notes regarding forward-looking statements

Certain information contained in this MD&A constitutes "forward-looking statements" and "forward-looking information" within the meaning of Canadian legislation.

Generally, these forward-looking statements can be identified by the use of forward-looking terminology such as "plans", "expects" or "does not expect", "is expected", "budget", "scheduled", "estimates", "forecasts", "intends", "anticipates" or "does not anticipate", or "believes", or variations of such words and phrases or state that certain actions, events or results "may", "could", "would", "might" or "will be taken", "occur", "be achieved" or "has the potential to".

Forward looking statements are based on the opinions and estimates of management as of the date such statements are made, and they are subject to known and unknown risks, uncertainties and other factors that may cause the actual results, level of activity, performance or achievements of the Company to be materially different from those expressed or implied by such forward-looking statements. The Company believes that the expectations reflected in this forward-looking information are reasonable, but no assurance can be given that these expectations will prove to be correct and such forward-looking information included in this MD&A should not be unduly relied upon.

This information speaks only as of the date of this MD&A. In particular, this MD&A may contain forward-looking information pertaining to the following: the likelihood of completing and benefits to be derived from corporate transactions; estimated exploration and development expenditures; expectations of market prices and costs; supply and demand for uranium; possible impacts of litigation and regulatory actions on the Company; the ability for the Company to identify suitable joint venture partners; exploration, development and expansion plans and objectives; and receipt of regulatory approvals, permits and licences under governmental regulatory regimes.

There can be no assurance that such statements will prove to be accurate, as the Company's actual results and future events could differ materially from those anticipated in this forward-looking

F3 Uranium Corp.

(formerly Fission 3.0 Corp.)

Management's Discussion and Analysis

For the year ended June 30, 2023

(Expressed in Canadian dollars, unless otherwise noted)



Cautionary notes regarding forward-looking statements (continued)

information as a result of the factors discussed below in this MD&A under the heading "Risks and uncertainties".

Accordingly, readers should not place undue reliance on forward-looking statements. These factors are not, and should not be construed as being exhaustive. Statements relating to "mineral resources" are deemed to be forward-looking information, as they involve the implied assessment, based on certain estimates and assumptions that the mineral resources described can be profitably produced in the future. The forward-looking information contained in this MD&A is expressly qualified by this cautionary statement. The Company does not undertake any obligation to publicly update or revise any forward-looking information after the date of this MD&A or to conform such information to actual results or to changes in the Company's expectations except as otherwise required by applicable legislation.

Risks and uncertainties

The Company is subject to a number of risks and uncertainties, including: uncertainties related to exploration and development; uncertainties related to the nuclear power industry; the ability to raise sufficient capital to fund exploration and development; changes in economic conditions or financial markets; increases in input costs; litigation, legislative, environmental and other judicial, regulatory, political and competitive developments; technological or operational difficulties or inability to obtain permits encountered in connection with exploration activities, labour relations matters, and economic issues that could materially affect uranium exploration and mining. The cost of conducting and continuing mineral exploration and development is significant, and there is no assurance that such activities will result in the discovery of new mineralization or that the discovery of a mineral deposit will be developed and advanced to commercial production. The Company continually seeks to minimize its exposure to these adverse risks and uncertainties, but by the nature of its business and exploration activities, it will always have some degree of risk.